



INDIANA UNIVERSITY

IUB Summer 2023 Course Questionnaire Individual Report for BUS G202 (LEC) 11677 BUSINESS, GOVERNMENT, AND SOC (Hong Lee)

Project Title: **IUB Summer 2023 Course Questionnaire**

Courses Audience: **59**

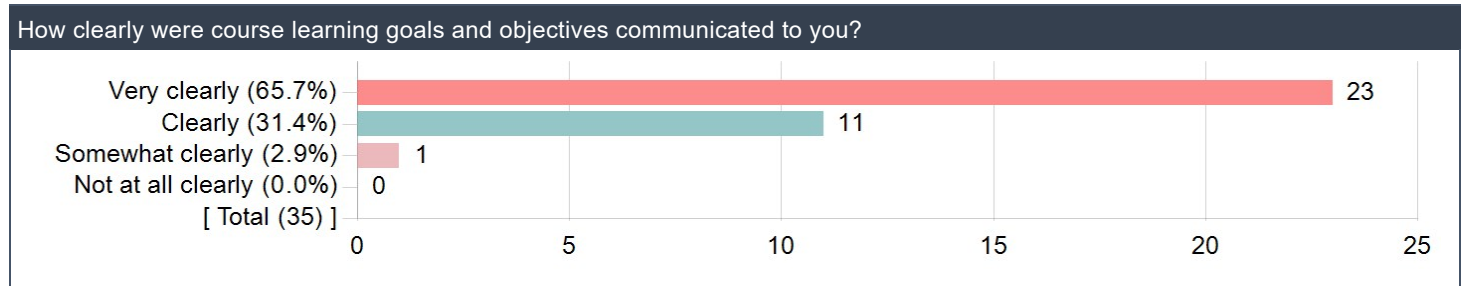
Responses Received: **36**

Response Ratio: **61.0%**

Creation Date: **Wednesday, June 21, 2023**

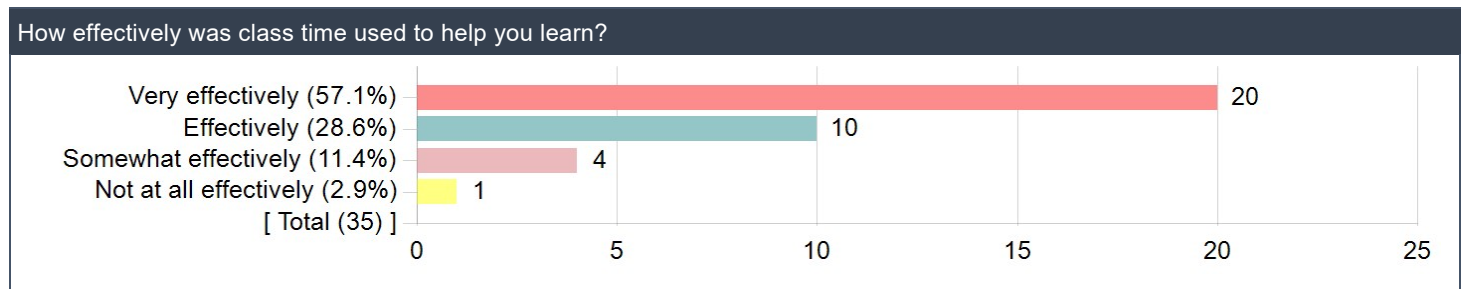
University Questions

How clearly were course learning goals and objectives communicated to you?



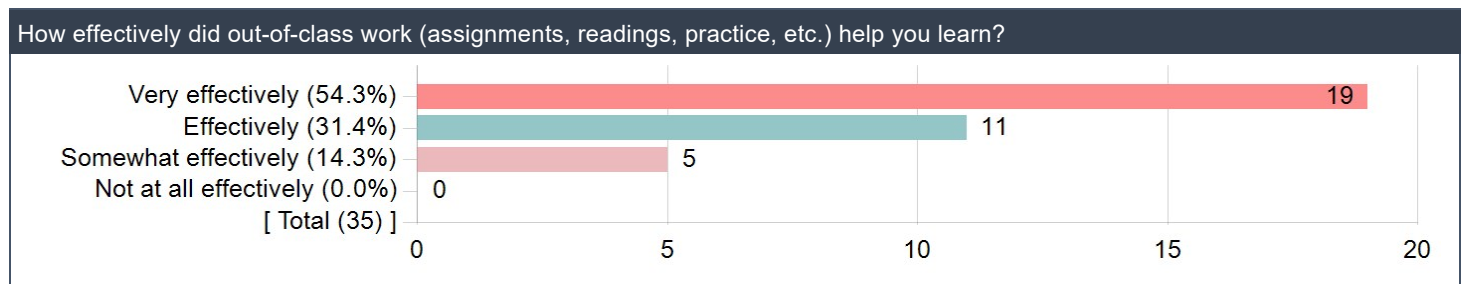
Question	Course			Department (BUS)			Institution		
	Response Count	Mean	Standard Deviation	Response Count	Mean	Standard Deviation	Response Count	Mean	Standard Deviation
How clearly were course learning goals and objectives communicated to you?	35	3.6	0.5	470	3.6	0.7	2065	3.6	0.7

How effectively was class time used to help you learn?



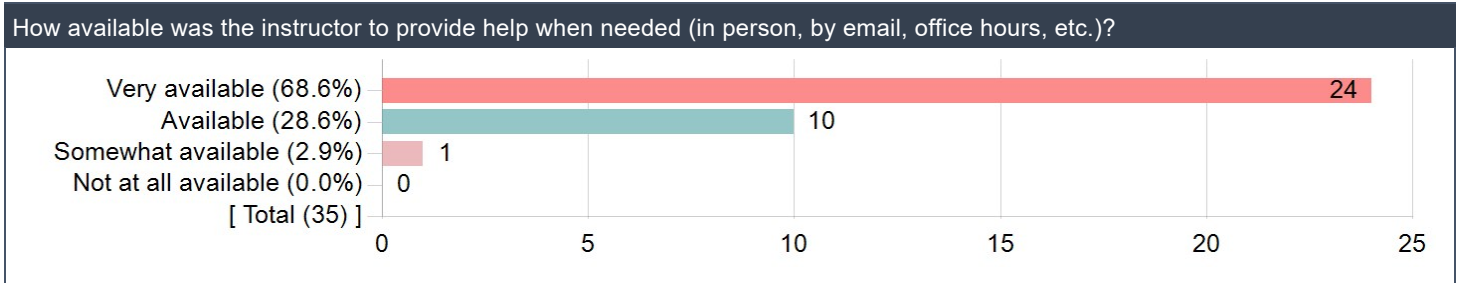
Question	Course			Department (BUS)			Institution		
	Response Count	Mean	Standard Deviation	Response Count	Mean	Standard Deviation	Response Count	Mean	Standard Deviation
How effectively was class time used to help you learn?	35	3.4	0.8	467	3.5	0.8	1963	3.5	0.8

How effectively did out-of-class work (assignments, readings, practice, etc.) help you learn?



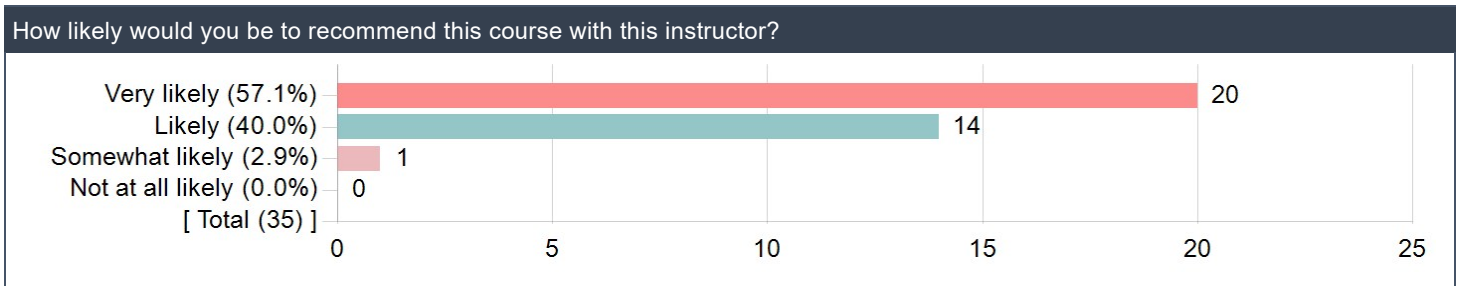
Question	Course			Department (BUS)			Institution		
	Response Count	Mean	Standard Deviation	Response Count	Mean	Standard Deviation	Response Count	Mean	Standard Deviation
How effectively did out-of-class work (assignments, readings, practice, etc.) help you learn?	35	3.4	0.7	468	3.4	0.8	2045	3.4	0.8

How available was the instructor to provide help when needed (in person, by email, office hours, etc.)?



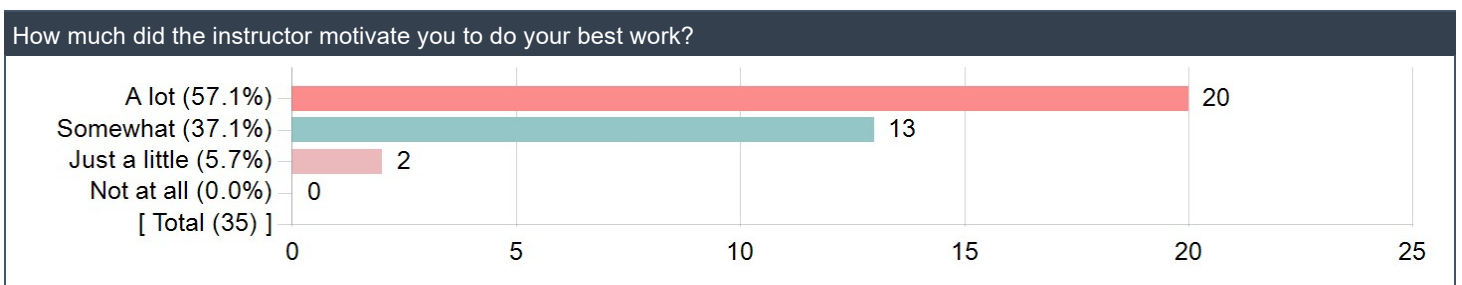
Question	Course			Department (BUS)			Institution		
	Response Count	Mean	Standard Deviation	Response Count	Mean	Standard Deviation	Response Count	Mean	Standard Deviation
How available was the instructor to provide help when needed (in person, by email, office hours, etc.)?	35	3.7	0.5	471	3.7	0.6	2281	3.6	0.7

How likely would you be to recommend this course with this instructor?



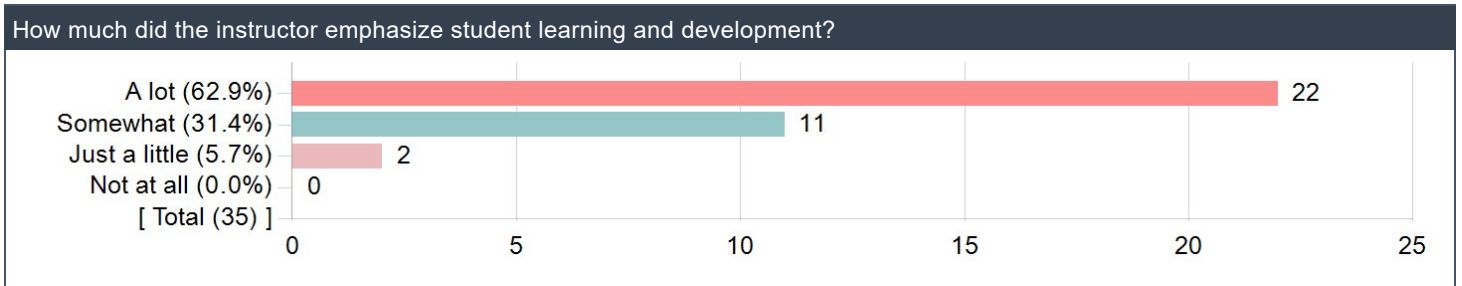
Question	Course			Department (BUS)			Institution		
	Response Count	Mean	Standard Deviation	Response Count	Mean	Standard Deviation	Response Count	Mean	Standard Deviation
How likely would you be to recommend this course with this instructor?	35	3.5	0.6	471	3.6	0.8	2285	3.5	0.8

How much did the instructor motivate you to do your best work?



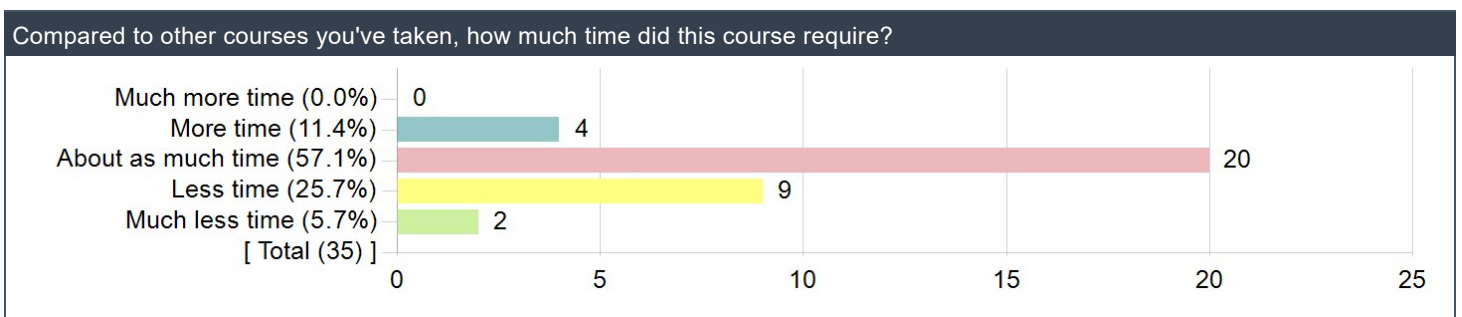
Question	Course			Department (BUS)			Institution		
	Response Count	Mean	Standard Deviation	Response Count	Mean	Standard Deviation	Response Count	Mean	Standard Deviation
How much did the instructor motivate you to do your best work?	35	3.5	0.6	469	3.7	0.6	2278	3.6	0.7

How much did the instructor emphasize student learning and development?



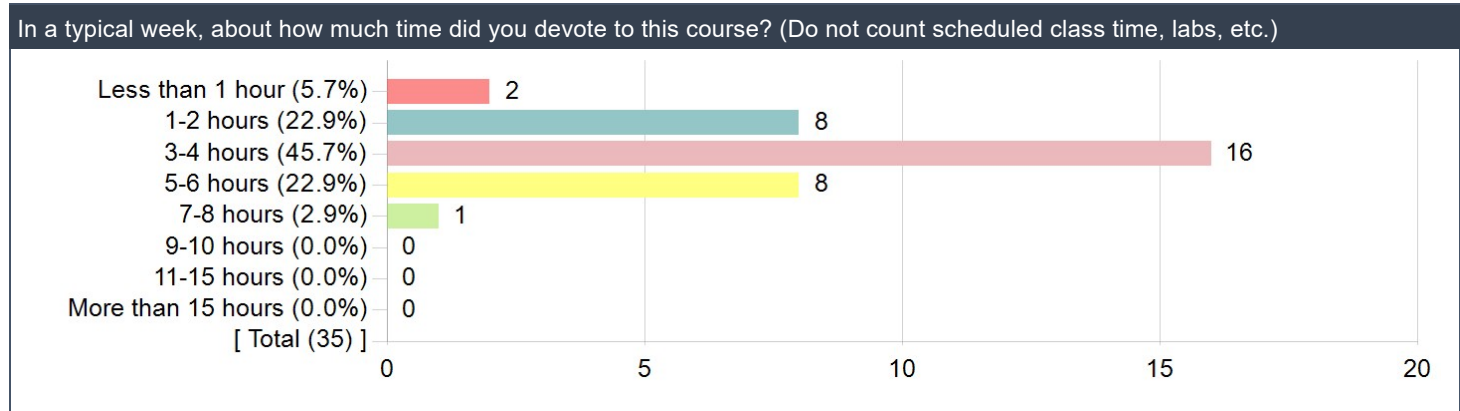
Question	Course			Department (BUS)			Institution		
	Response Count	Mean	Standard Deviation	Response Count	Mean	Standard Deviation	Response Count	Mean	Standard Deviation
How much did the instructor emphasize student learning and development?	35	3.6	0.6	467	3.7	0.6	2272	3.7	0.7

Compared to other courses you've taken, how much time did this course require?



Question	Course			Department (BUS)			Institution		
	Response Count	Mean	Standard Deviation	Response Count	Mean	Standard Deviation	Response Count	Mean	Standard Deviation
Compared to other courses you've taken, how much time did this course require?	35	2.7	0.7	469	3.4	1.0	2053	3.5	1.0

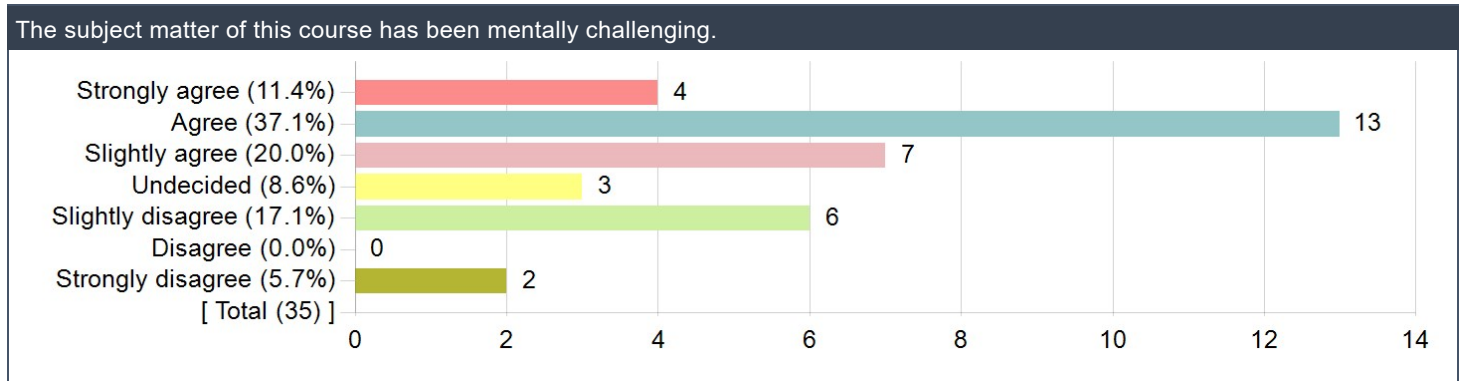
In a typical week, about how much time did you devote to this course? (Do not count scheduled class time, labs, etc.)



Question	Course			Department (BUS)			Institution		
	Response Count	Mean	Standard Deviation	Response Count	Mean	Standard Deviation	Response Count	Mean	Standard Deviation
In a typical week, about how much time did you devote to this course? (Do not count scheduled class time, labs, etc.)	35	2.9	0.9	468	3.7	1.5	2053	3.7	1.6

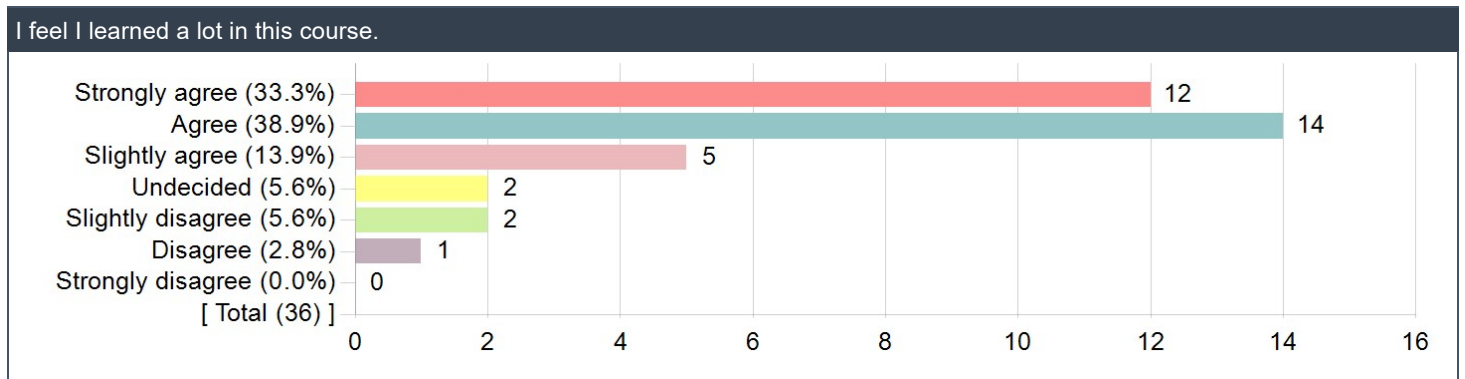
BUS Departmental Questions

The subject matter of this course has been mentally challenging.



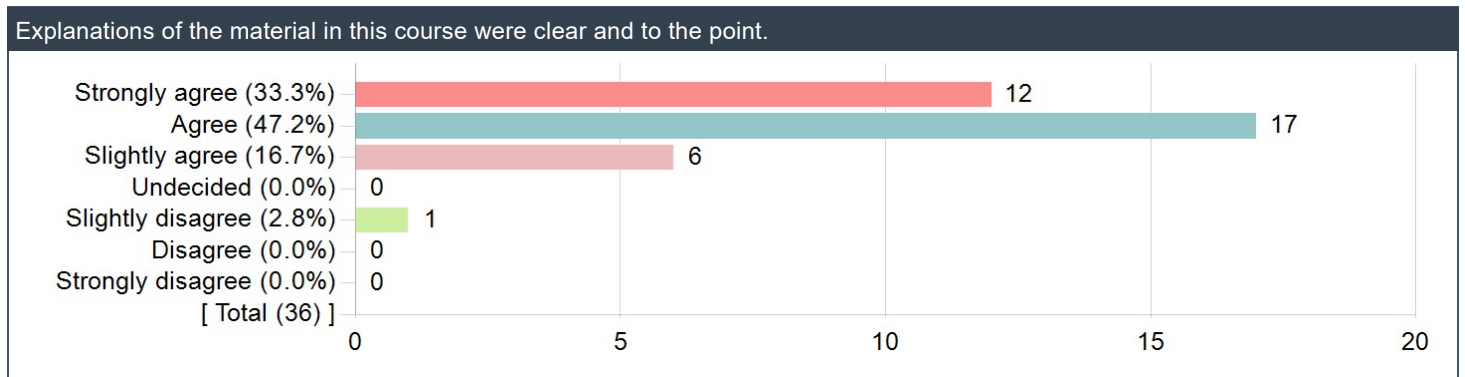
Question	Course			Department (BUS)		
	Response Count	Mean	Standard Deviation	Response Count	Mean	Standard Deviation
The subject matter of this course has been mentally challenging.	35	4.9	1.6	466	5.6	1.4

I feel I learned a lot in this course.



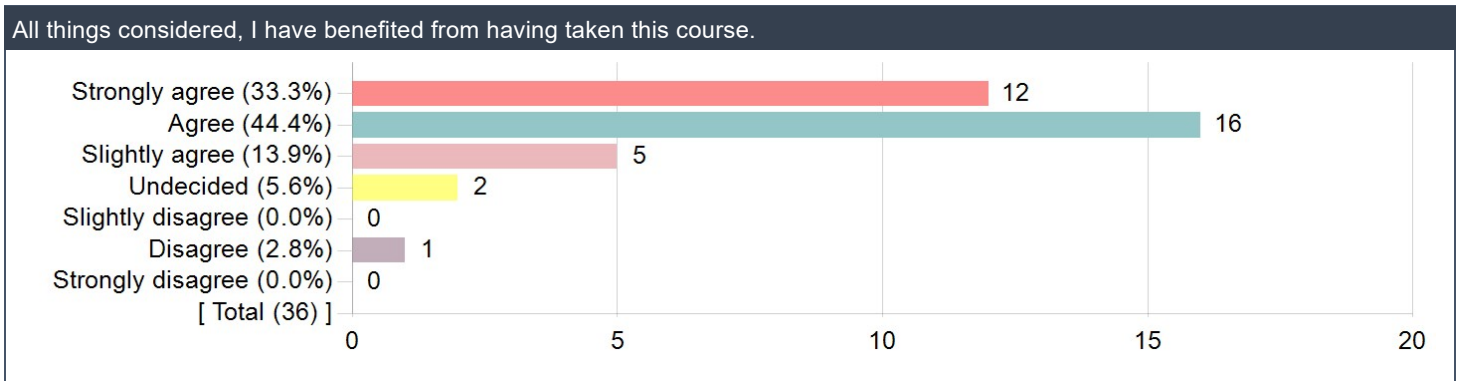
Question	Course			Department (BUS)		
	Response Count	Mean	Standard Deviation	Response Count	Mean	Standard Deviation
I feel I learned a lot in this course.	36	5.8	1.3	467	6.2	1.0

Explanations of the material in this course were clear and to the point.



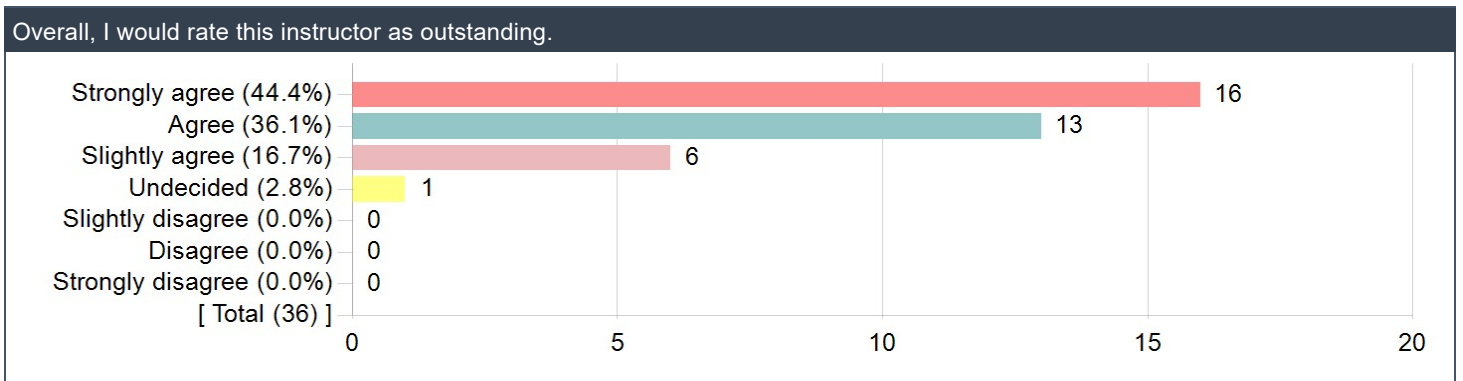
Question	Course			Department (BUS)		
	Response Count	Mean	Standard Deviation	Response Count	Mean	Standard Deviation
Explanations of the material in this course were clear and to the point.	36	6.1	0.9	467	6.2	1.1

All things considered, I have benefited from having taken this course.



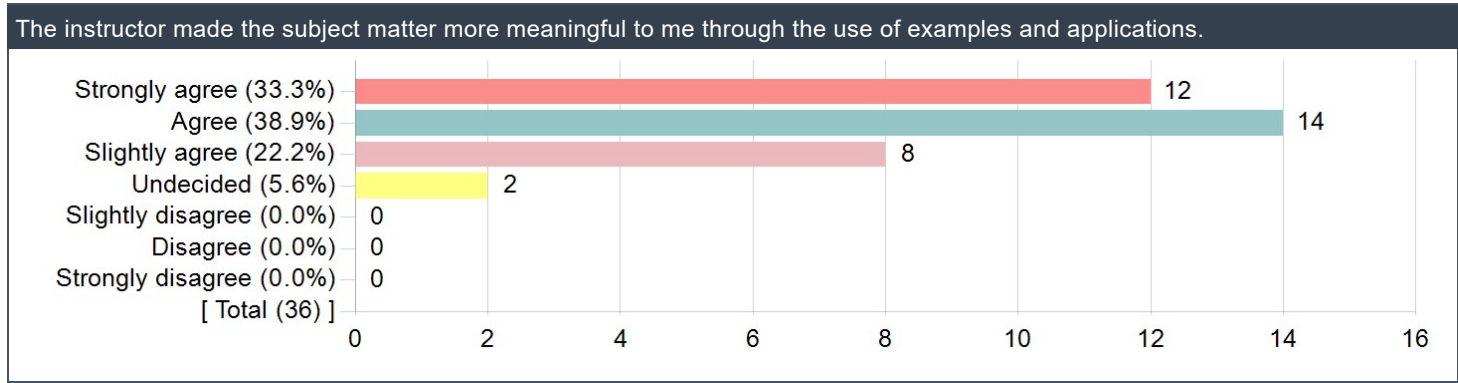
Question	Course			Department (BUS)		
	Response Count	Mean	Standard Deviation	Response Count	Mean	Standard Deviation
All things considered, I have benefited from having taken this course.	36	6.0	1.1	466	6.3	1.1

Overall, I would rate this instructor as outstanding.



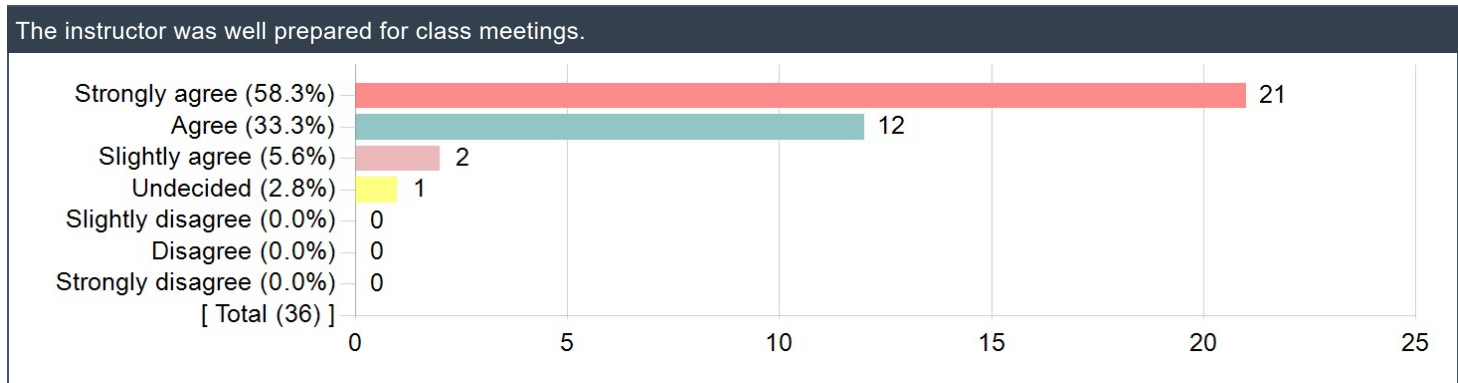
Question	Course			Department (BUS)		
	Response Count	Mean	Standard Deviation	Response Count	Mean	Standard Deviation
Overall, I would rate this instructor as outstanding.	36	6.2	0.8	465	6.3	1.2

The instructor made the subject matter more meaningful to me through the use of examples and applications.



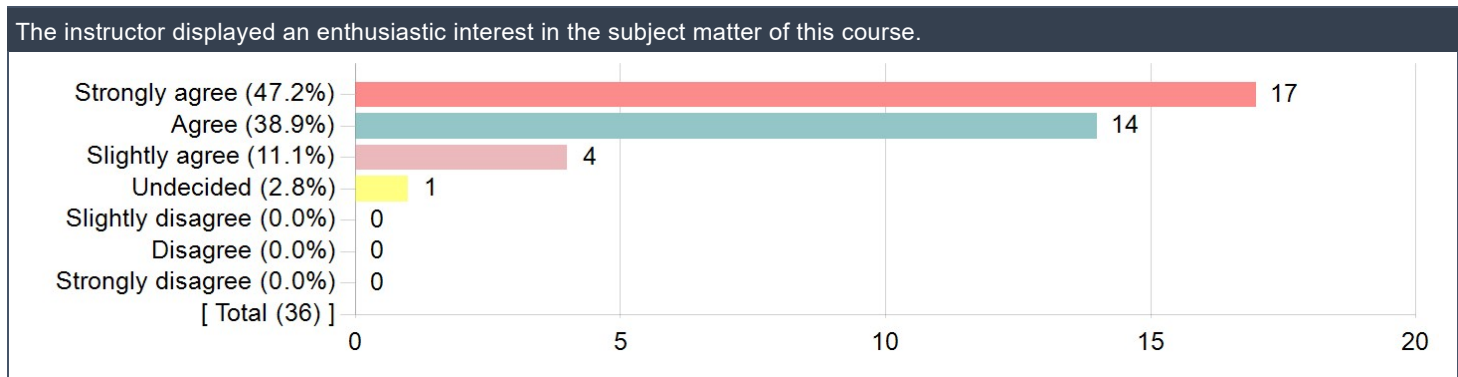
Question	Course			Department (BUS)		
	Response Count	Mean	Standard Deviation	Response Count	Mean	Standard Deviation
The instructor made the subject matter more meaningful to me through the use of examples and applications.	36	6.0	0.9	466	6.3	1.0

The instructor was well prepared for class meetings.



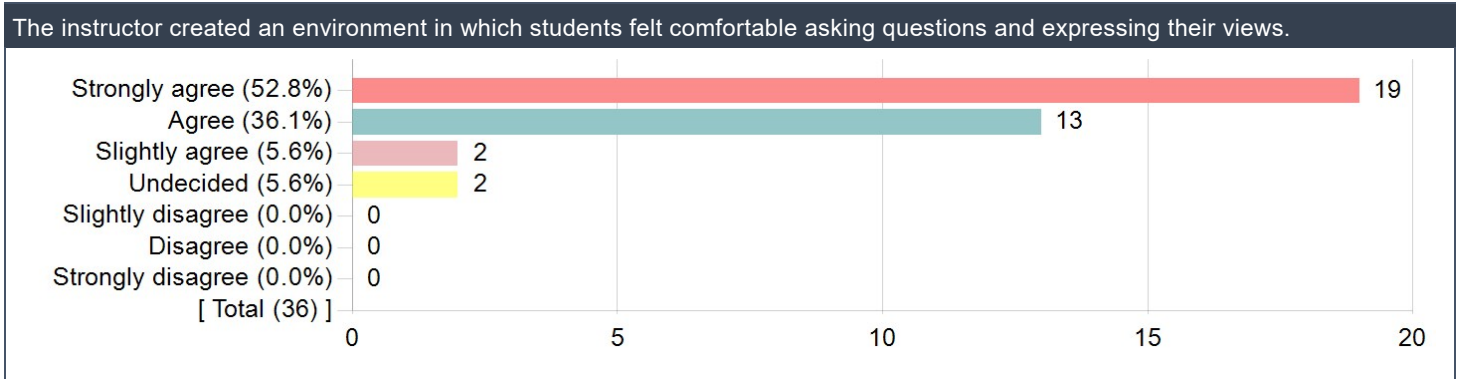
Question	Course			Department (BUS)		
	Response Count	Mean	Standard Deviation	Response Count	Mean	Standard Deviation
The instructor was well prepared for class meetings.	36	6.5	0.7	464	6.6	0.8

The instructor displayed an enthusiastic interest in the subject matter of this course.



Question	Course			Department (BUS)		
	Response Count	Mean	Standard Deviation	Response Count	Mean	Standard Deviation
The instructor displayed an enthusiastic interest in the subject matter of this course.	36	6.3	0.8	465	6.5	0.8

The instructor created an environment in which students felt comfortable asking questions and expressing their views.



Question	Course			Department (BUS)		
	Response Count	Mean	Standard Deviation	Response Count	Mean	Standard Deviation
The instructor created an environment in which students felt comfortable asking questions and expressing their views.	36	6.4	0.8	465	6.5	1.0

BUS Open Ended Questions

What did you like most about this course and instructor?

Comments
I liked that this instructor was very available during office hours and explained the class material very clearly and in detail.
I liked that the instructor was easy to get ahold of and open to questions.
I liked the speed of the class and the extra module practices given to us for the quiz.
I liked how he made it very simple
There was nothing wrong with this instructor, he was very organized and posted all the material ahead of time so it was easy to follow.
It was well organized
Minimal work
He works well with getting class recordings prepared
I liked that it was online, and he had activities to keep everyone involved.
Being able to go over cases together and seeing what other groups answered was pretty interesting. There was not much homework and when I did get homework it didn't take much time to complete.
I loved all the examples and activities. It helped my understanding a lot.
I liked our in-class activities.
the engagement during class times
I liked how the course was broken up during the week, spending time on the cases and then having time to take notes on the powerpoints, The instructor was great, and I really appreciate the quick responses back to my emails.
He is very engaging and cares about the students and course material.
He was great at explaining concepts
I liked the pacing of the course and the hands on discussions about the case reflections.
I liked the implementation of the asynchronous Wednesday classes because they allowed be the time to get assignments done
I liked his enthusiasm for the course
Professor Lee explained the information very well.
He was very understanding and accommodated with scheduling exams
It was very easy to follow the layout of the course. All the assignments were quite similar and there was consistency in lecture.
It was simple and to the point. Class objectives were clear and assignments due were clear and flexible.

What did you like least about this course and instructor?

Comments
N/A
I didn't like that the overall lectures on monday–thursday really didn't help with performance on the quizzes.
I disliked spending the entire class time going over just the cases as there would only be a few questions from the cases on the quizzes.
homework can worth more
Nothing
I personally do not see the point of this class at all. This is my second time taking it and I still feel like I have learned nothing useful.
n/a
Grading composition
No complaints
The cold calling for question answers.
The tests were somewhat challenging.
Nothing.
Nothing
nothing
There was nothing I didn't like
That the coursework is hard
The course has more material than needed. It could definitely be shortened
I did not like how there were asynchronous portions of notes and rather would of have synchronous meetings on Wednesday since there is already reduced time to meet with instructors.
I feel that the class time length was a little too long and could have achieved the same amount of material in 30 fewer minutes per class
Occasionally, classes were boring
I though that could have been more resources for exam review.
n/a
Nothing to complain about.