



INDIANA UNIVERSITY

# IUB Summer 2022 Course Questionnaire Individual Report for BUS G202 (LEC) 8655 BUSINESS, GOVERNMENT, AND SOC (Hong Lee)

Project Title: **IUB Summer 2022 Course Questionnaire**

Courses Audience: **51**

Responses Received: **29**

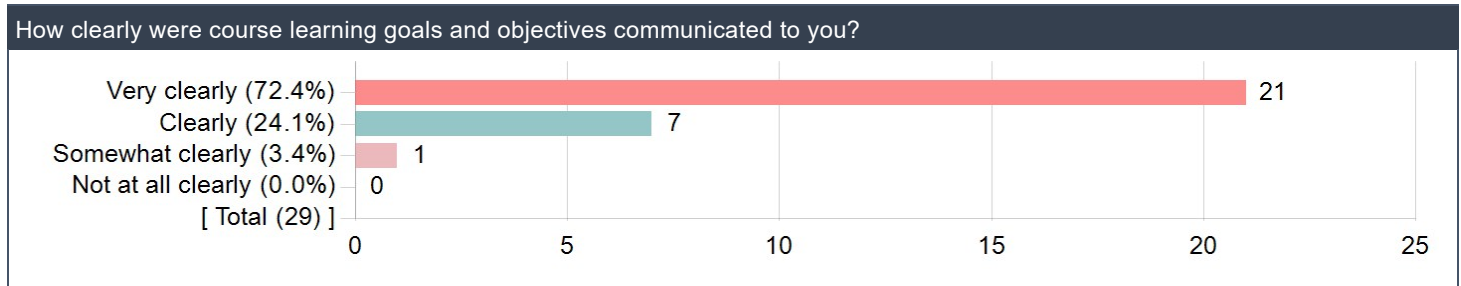
Response Ratio: **56.9%**

---

Creation Date: **Saturday, October 15, 2022**

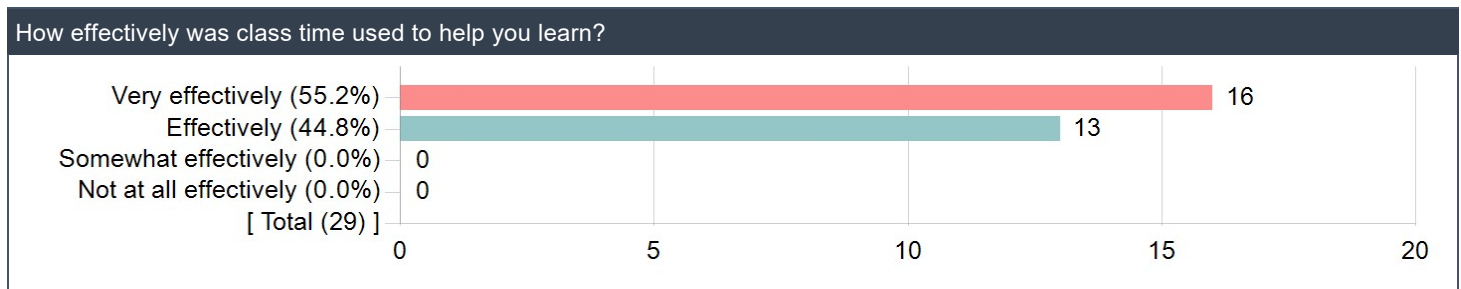
## University Questions

### How clearly were course learning goals and objectives communicated to you?



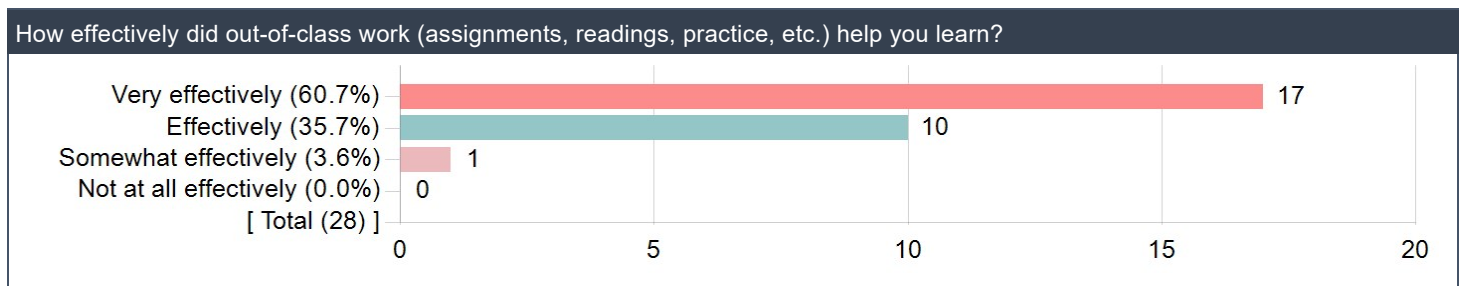
Question	Course			Department (BUS)			Institution		
	Response Count	Mean	Standard Deviation	Response Count	Mean	Standard Deviation	Response Count	Mean	Standard Deviation
How clearly were course learning goals and objectives communicated to you?	29	3.7	0.5	1033	3.6	0.7	5462	3.5	0.7

### How effectively was class time used to help you learn?



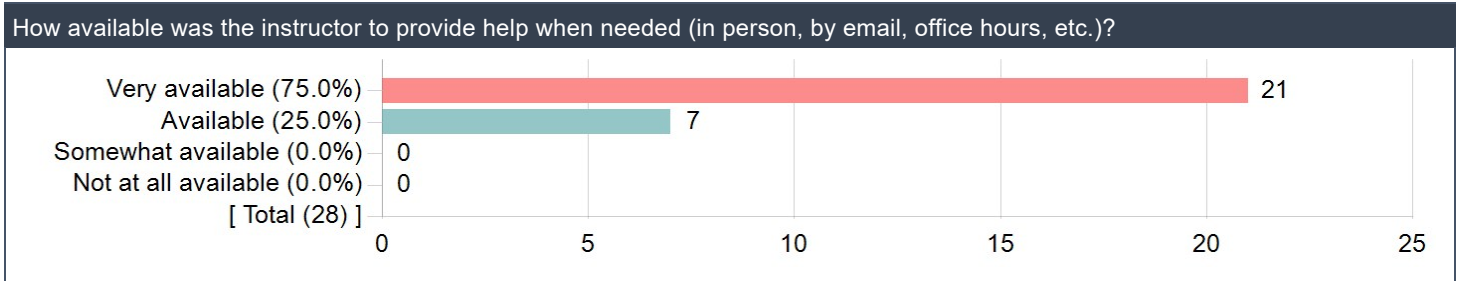
Question	Course			Department (BUS)			Institution		
	Response Count	Mean	Standard Deviation	Response Count	Mean	Standard Deviation	Response Count	Mean	Standard Deviation
How effectively was class time used to help you learn?	29	3.6	0.5	1026	3.5	0.7	5222	3.4	0.8

### How effectively did out-of-class work (assignments, readings, practice, etc.) help you learn?



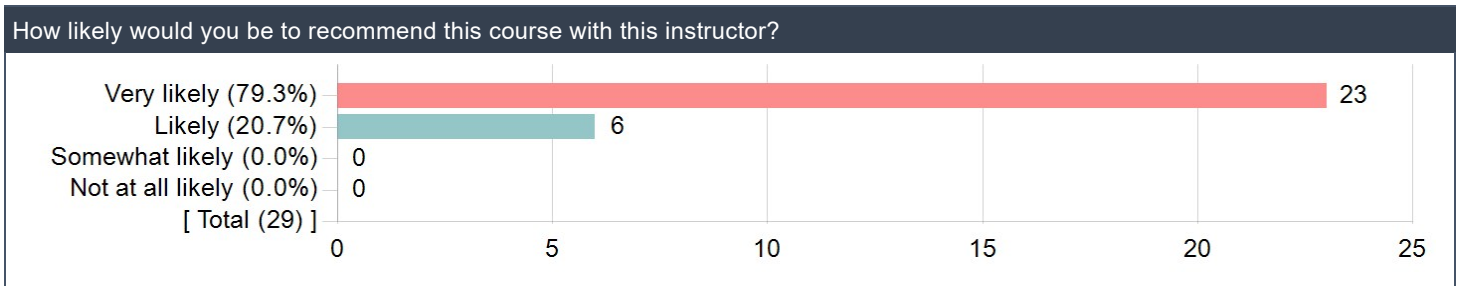
Question	Course			Department (BUS)			Institution		
	Response Count	Mean	Standard Deviation	Response Count	Mean	Standard Deviation	Response Count	Mean	Standard Deviation
How effectively did out-of-class work (assignments, readings, practice, etc.) help you learn?	28	3.6	0.6	1029	3.4	0.8	5396	3.3	0.8

**How available was the instructor to provide help when needed (in person, by email, office hours, etc.)?**



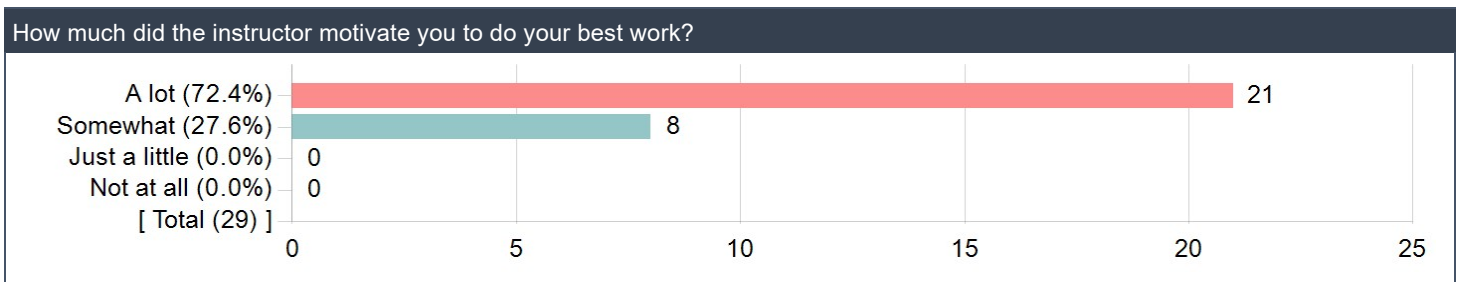
Question	Course			Department (BUS)			Institution		
	Response Count	Mean	Standard Deviation	Response Count	Mean	Standard Deviation	Response Count	Mean	Standard Deviation
How available was the instructor to provide help when needed (in person, by email, office hours, etc.)?	28	3.8	0.4	1056	3.7	0.6	6248	3.6	0.7

**How likely would you be to recommend this course with this instructor?**



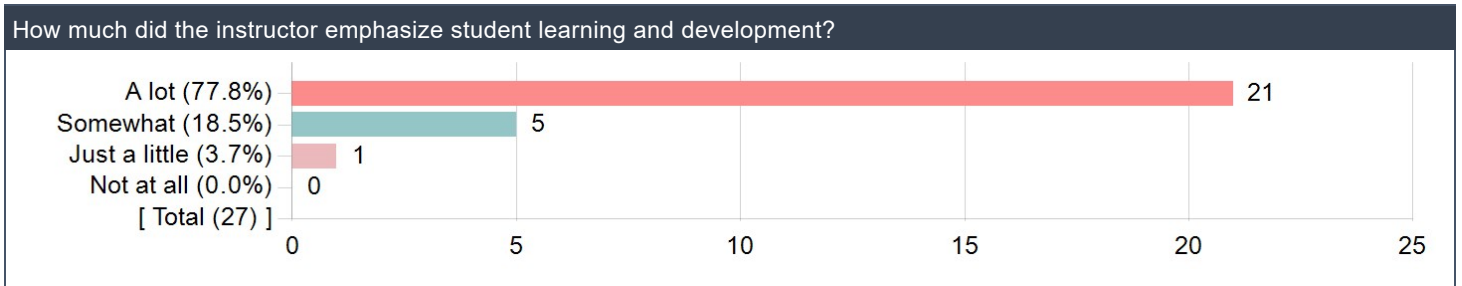
Question	Course			Department (BUS)			Institution		
	Response Count	Mean	Standard Deviation	Response Count	Mean	Standard Deviation	Response Count	Mean	Standard Deviation
How likely would you be to recommend this course with this instructor?	29	3.8	0.4	1058	3.6	0.8	6255	3.5	0.8

**How much did the instructor motivate you to do your best work?**



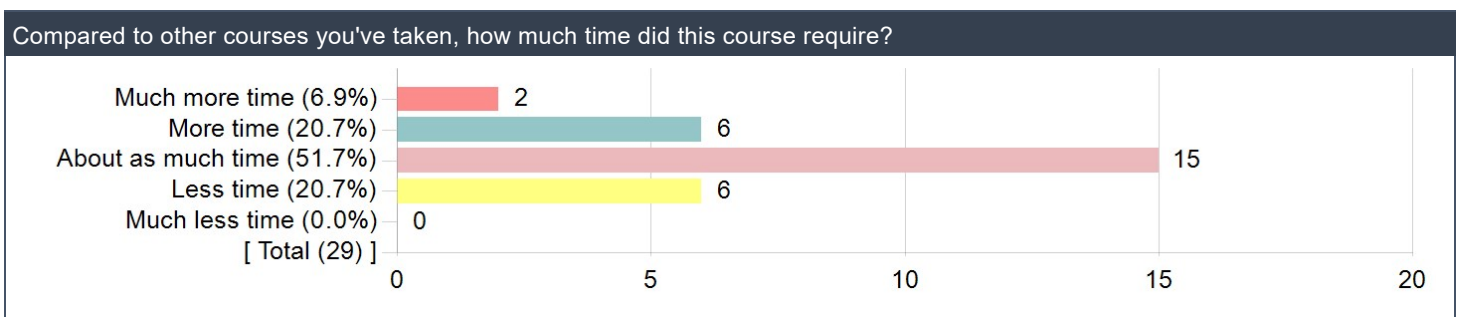
Question	Course			Department (BUS)			Institution		
	Response Count	Mean	Standard Deviation	Response Count	Mean	Standard Deviation	Response Count	Mean	Standard Deviation
How much did the instructor motivate you to do your best work?	29	3.7	0.5	1051	3.7	0.6	6177	3.6	0.7

**How much did the instructor emphasize student learning and development?**



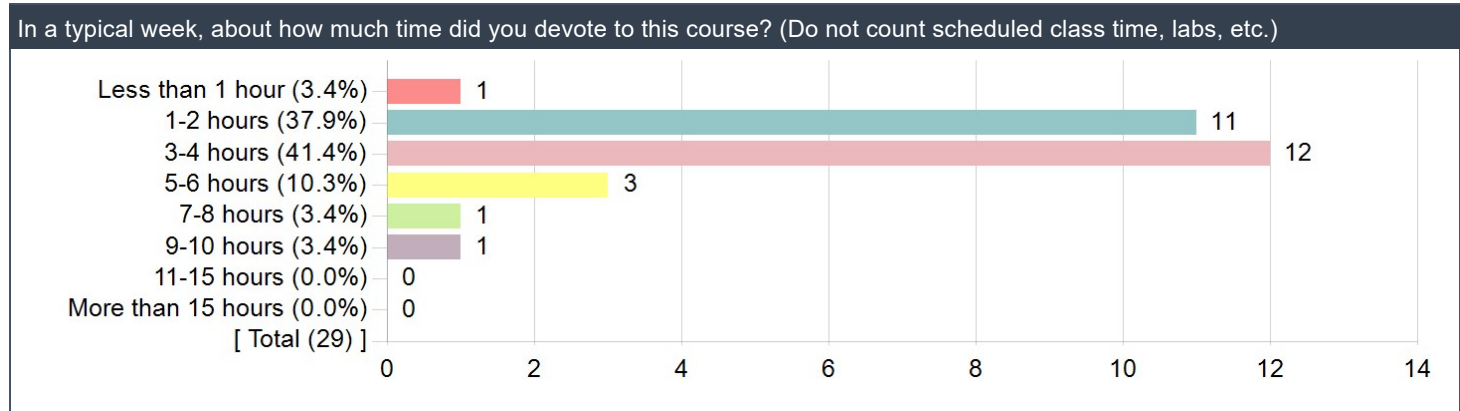
Question	Course			Department (BUS)			Institution		
	Response Count	Mean	Standard Deviation	Response Count	Mean	Standard Deviation	Response Count	Mean	Standard Deviation
How much did the instructor emphasize student learning and development?	27	3.7	0.5	1049	3.8	0.5	6178	3.7	0.7

**Compared to other courses you've taken, how much time did this course require?**



Question	Course			Department (BUS)			Institution		
	Response Count	Mean	Standard Deviation	Response Count	Mean	Standard Deviation	Response Count	Mean	Standard Deviation
Compared to other courses you've taken, how much time did this course require?	29	3.1	0.8	1026	3.5	1.0	5399	3.5	1.0

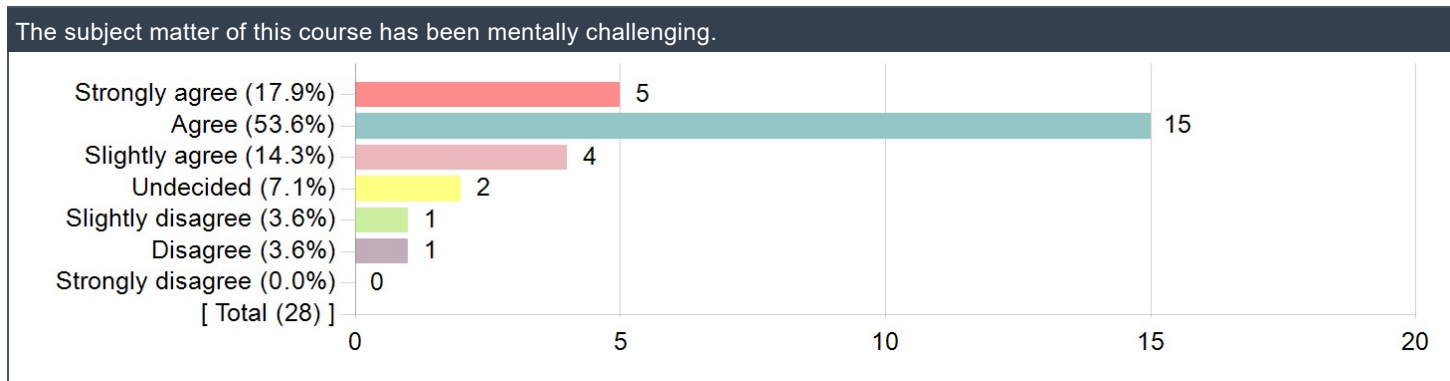
**In a typical week, about how much time did you devote to this course? (Do not count scheduled class time, labs, etc.)**



Question	Course			Department (BUS)			Institution		
	Response Count	Mean	Standard Deviation	Response Count	Mean	Standard Deviation	Response Count	Mean	Standard Deviation
In a typical week, about how much time did you devote to this course? (Do not count scheduled class time, labs, etc.)	29	2.8	1.0	1026	3.6	1.5	5403	4.0	1.7

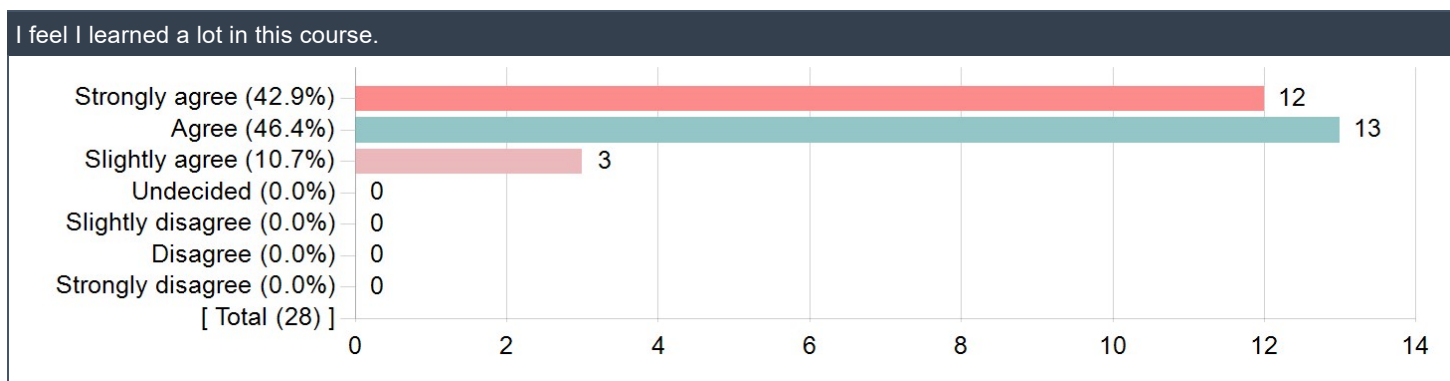
## BUS Departmental Questions

The subject matter of this course has been mentally challenging.



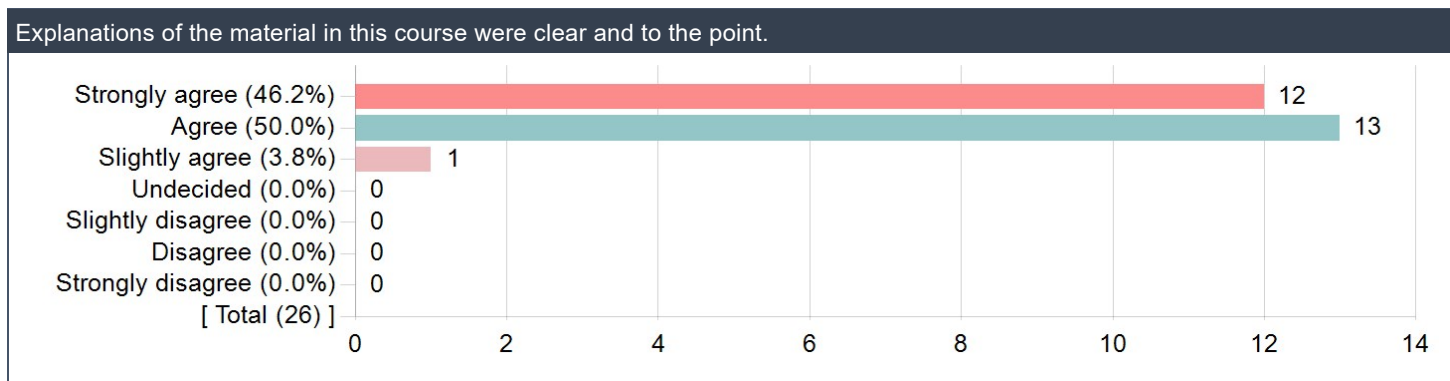
Question	Course			Department (BUS)		
	Response Count	Mean	Standard Deviation	Response Count	Mean	Standard Deviation
The subject matter of this course has been mentally challenging.	28	5.6	1.2	1016	5.5	1.5

I feel I learned a lot in this course.



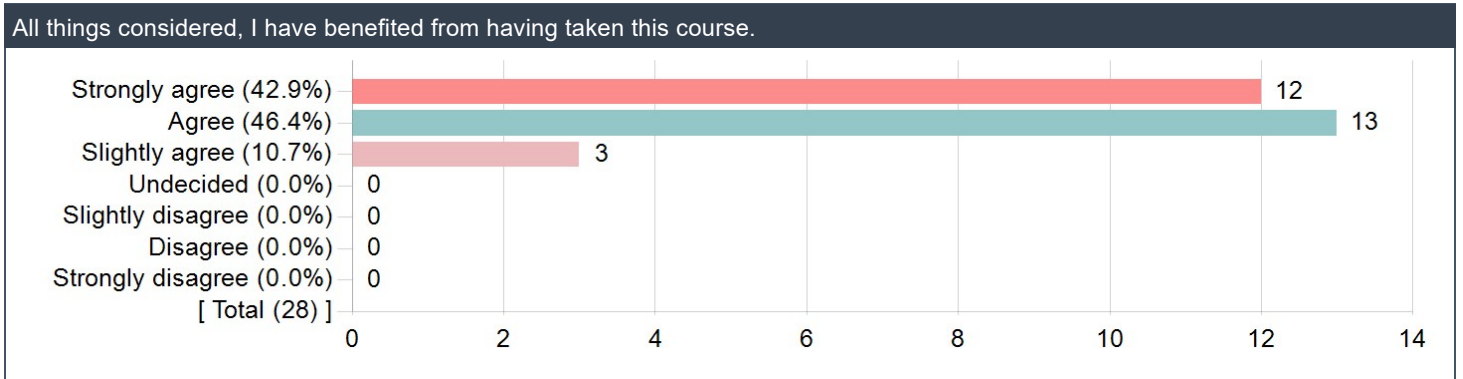
Question	Course			Department (BUS)		
	Response Count	Mean	Standard Deviation	Response Count	Mean	Standard Deviation
I feel I learned a lot in this course.	28	6.3	0.7	1017	6.2	1.1

Explanations of the material in this course were clear and to the point.



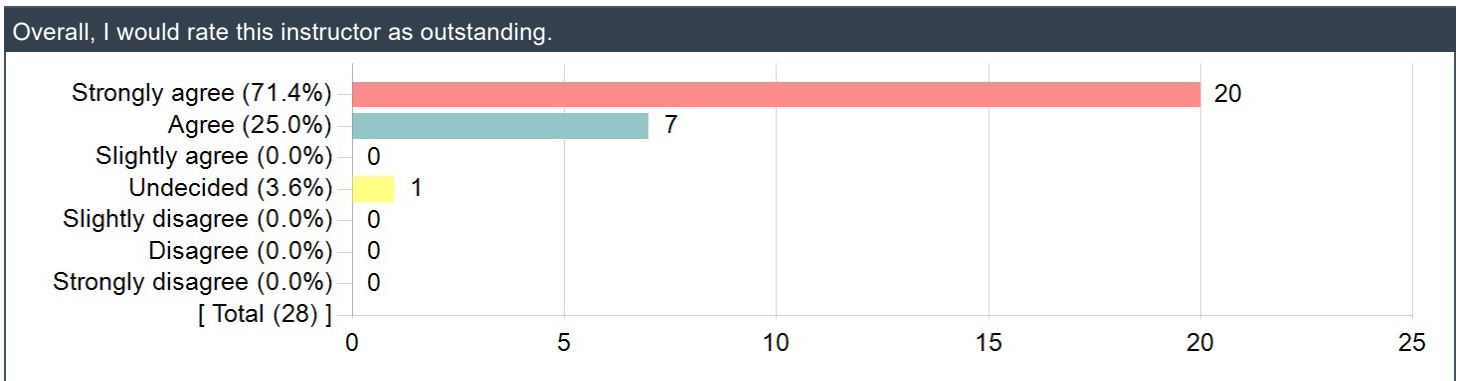
Question	Course			Department (BUS)		
	Response Count	Mean	Standard Deviation	Response Count	Mean	Standard Deviation
Explanations of the material in this course were clear and to the point.	26	6.4	0.6	1013	6.2	1.1

**All things considered, I have benefited from having taken this course.**



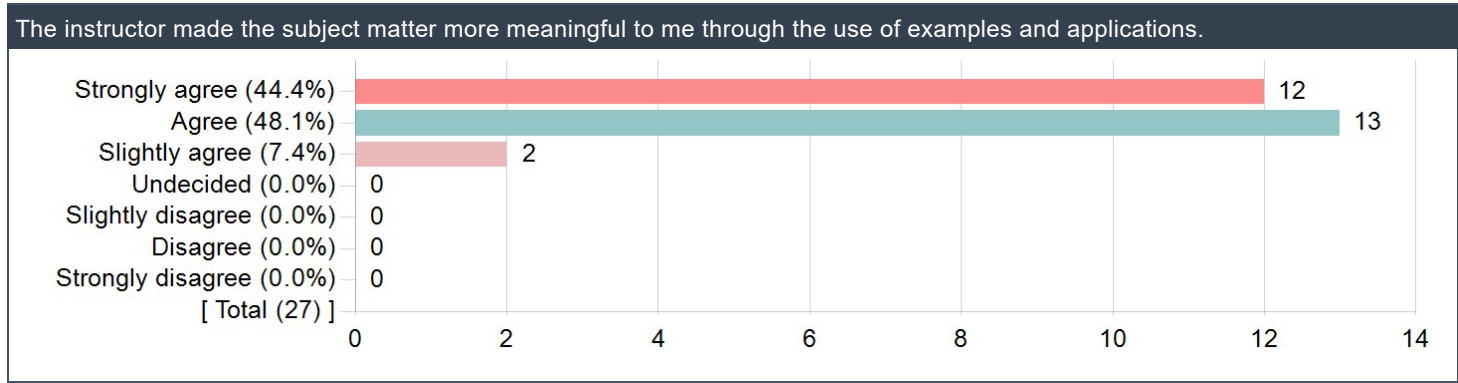
Question	Course			Department (BUS)		
	Response Count	Mean	Standard Deviation	Response Count	Mean	Standard Deviation
All things considered, I have benefited from having taken this course.	28	6.3	0.7	1010	6.3	1.1

**Overall, I would rate this instructor as outstanding.**



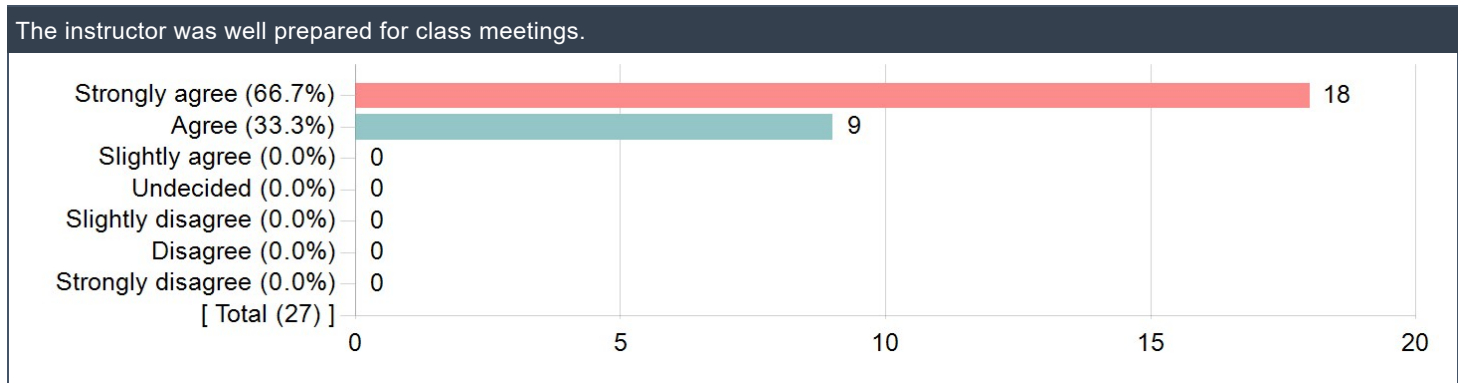
Question	Course			Department (BUS)		
	Response Count	Mean	Standard Deviation	Response Count	Mean	Standard Deviation
Overall, I would rate this instructor as outstanding.	28	6.6	0.7	1039	6.3	1.2

**The instructor made the subject matter more meaningful to me through the use of examples and applications.**



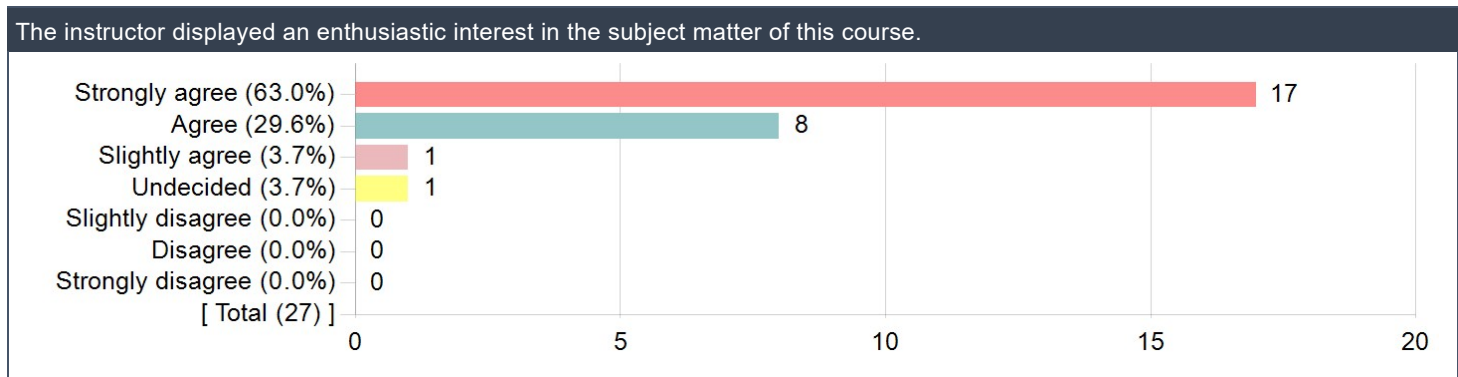
Question	Course			Department (BUS)		
	Response Count	Mean	Standard Deviation	Response Count	Mean	Standard Deviation
The instructor made the subject matter more meaningful to me through the use of examples and applications.	27	6.4	0.6	1039	6.3	1.0

**The instructor was well prepared for class meetings.**



Question	Course			Department (BUS)		
	Response Count	Mean	Standard Deviation	Response Count	Mean	Standard Deviation
The instructor was well prepared for class meetings.	27	6.7	0.5	1037	6.6	0.8

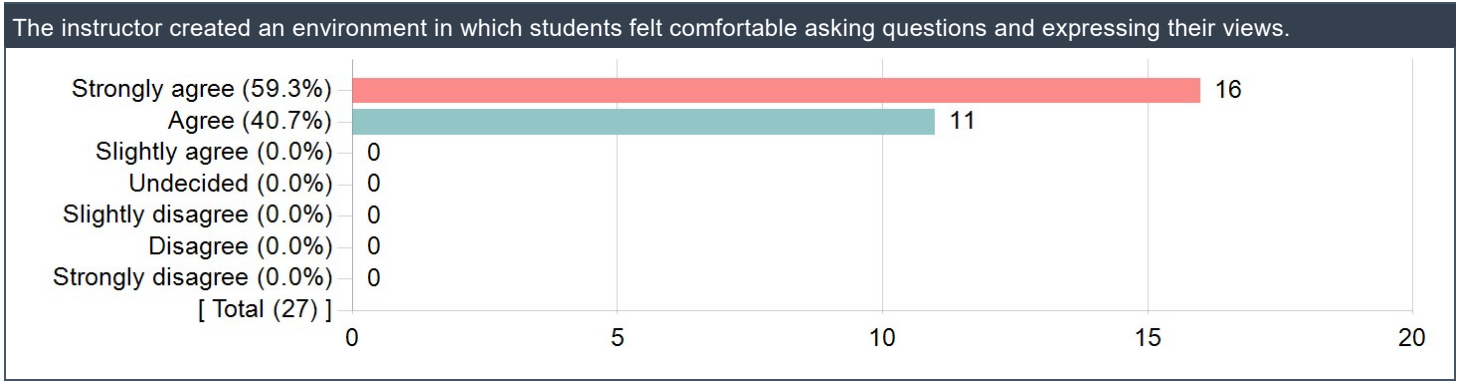
**The instructor displayed an enthusiastic interest in the subject matter of this course.**





Question	Course			Department (BUS)		
	Response Count	Mean	Standard Deviation	Response Count	Mean	Standard Deviation
The instructor displayed an enthusiastic interest in the subject matter of this course.	27	6.5	0.8	1036	6.6	0.7

**The instructor created an environment in which students felt comfortable asking questions and expressing their views.**



Question	Course			Department (BUS)		
	Response Count	Mean	Standard Deviation	Response Count	Mean	Standard Deviation
The instructor created an environment in which students felt comfortable asking questions and expressing their views.	27	6.6	0.5	1039	6.5	0.9

## BUS Open Ended Questions

### What did you like most about this course and instructor?

Comments
Hong was very clear and prepared for class meetings. He uses our time efficiently and always makes sure we understand the new material as this class did move very quickly.
Hong Lee is a very good instructor and takes the grades for this course very seriously, while also giving us every chance to succeed. I felt like I was set up to succeed, which felt nice.
I really liked how enthusiastic the professor was.
Professor Hong made sure we all successfully completed and succeeded in this course. Periodically checked in on students if missed class or other reasons.
The cases
The routine of the course was very effective in learning the material (ex: debriefs after each case and exams every Wednesday). The activities and materials also helped to better understand the content taught during lectures.
Hong is very understanding and always makes appropriate accommodations.
his dedication
Professor Lee was always available whenever I had a question or needed more availability for his office hours.
The effort you have put in for this course to make it enjoyable.
I liked the material that we learned in class.
I liked the course because I understood some of the applied concepts and new things about microeconomics. What I liked about the instructor was that he was understanding in giving more time for assignments where he understood that there were unpredicted events that occurred so he understood that passing the courses was influential in the class.
The material we learned throughout the course.
The cases were interesting with meaningful discussions.
The quizzes were very straight forward and you were given and taught everything you needed beforehand. Additionally, for any math related content for the quizzes, we did activities earlier in the week to better explain the process.
I liked how easygoing it was.
I liked how he was able to teach a lot of material in a very short amount of time.
I liked the structure of how the course went.
Professor

**What did you like least about this course and instructor?**

Comments
This course does move very quick so it was sometimes hard to stay ahead, which I like to do. Hong was an amazing professor!
Nothing!
I don't really have anything I didn't enjoy about the class.
N/A
Nothing
N/A
I wish that more of the materials learned in class were posted on canvas with explanations.
group work
Nothing, he is a great instructor and I would take his course again.
I wish there was less lecture and more interaction.
I did not like the weekly group work. My group never did anything or talked in the breakout rooms even after I tried.
N/A
The frequency of class meetings.
Doing it over zoom.
Feel like because the course was only 4 weeks long, they made it an hour and a half to fit everything in, but it could really be more of an hour
n/a
There is nothing that I dislike.
I didn't like how fast paced it was but I understand that it was 4 weeks so its okay
Nothing