



INDIANA UNIVERSITY

IUB Summer 2021 Course Questionnaire Individual Report for BUS G202 (LEC) 3842 BUSINESS, GOVERNMENT, AND SOC (Hong Lee)

Project Title: **IUB Summer 2021 Course Questionnaire**

Courses Audience: **48**

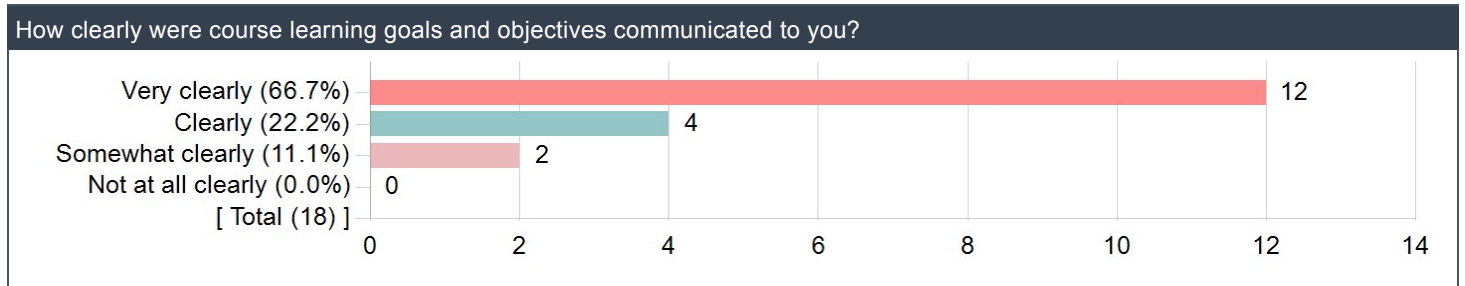
Responses Received: **18**

Response Ratio: **37.5%**

Creation Date: **Tuesday, October 26, 2021**

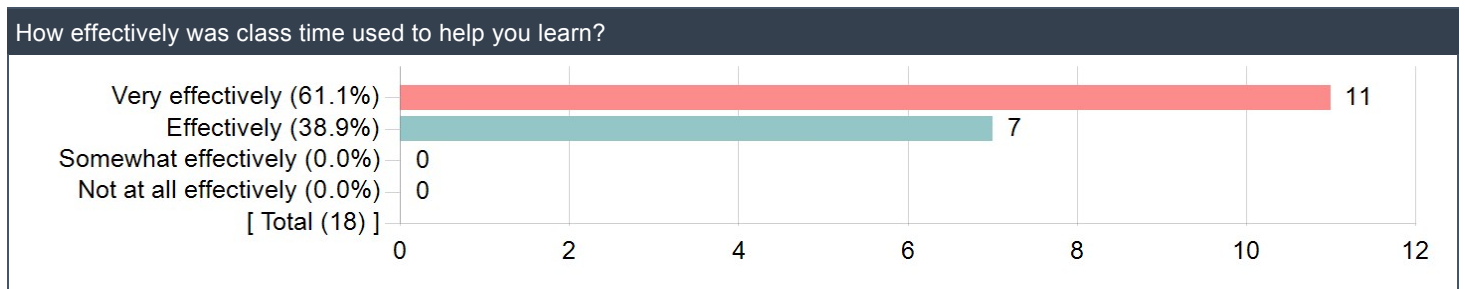
University Questions

How clearly were course learning goals and objectives communicated to you?



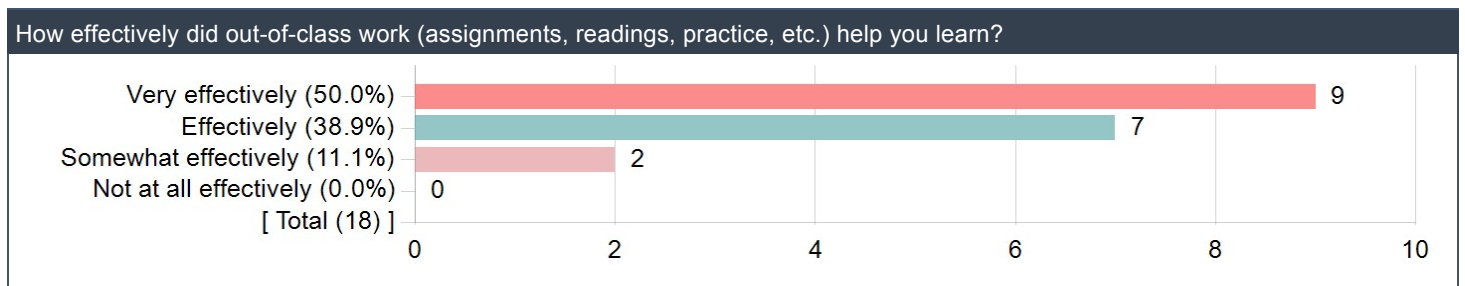
Question	Course			Department. (BUS)			Institution		
	Response Count	Mean	Standard Deviation	Response Count	Mean	Standard Deviation	Response Count	Mean	Standard Deviation
How clearly were course learning goals and objectives communicated to you?	18	3.6	0.7	1400	3.5	0.7	6720	3.5	0.7

How effectively was class time used to help you learn?



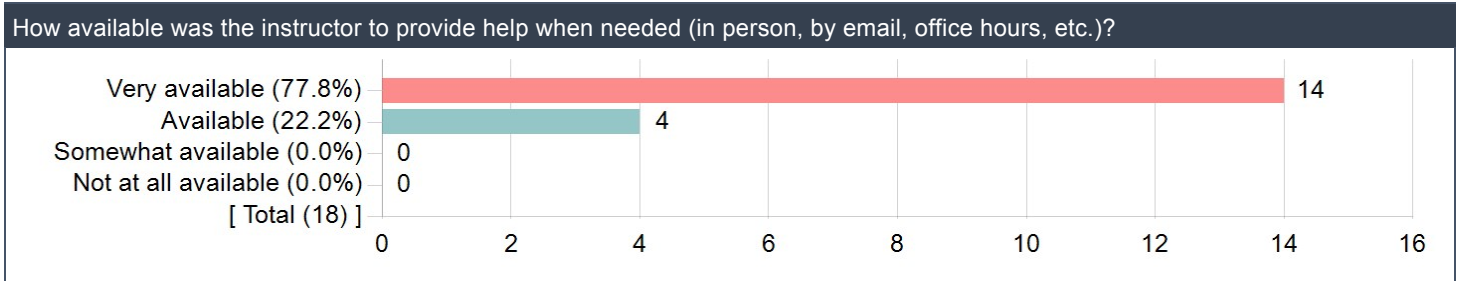
Question	Course			Department. (BUS)			Institution		
	Response Count	Mean	Standard Deviation	Response Count	Mean	Standard Deviation	Response Count	Mean	Standard Deviation
How effectively was class time used to help you learn?	18	3.6	0.5	1396	3.4	0.8	6478	3.4	0.8

How effectively did out-of-class work (assignments, readings, practice, etc.) help you learn?



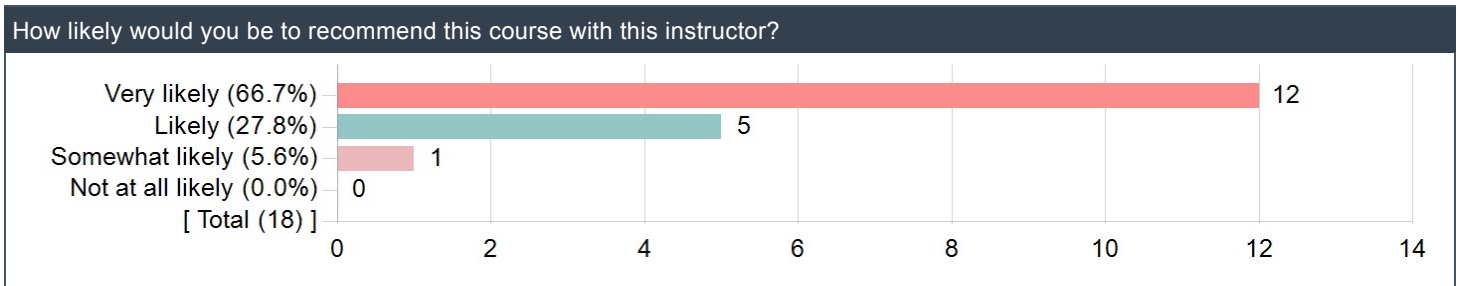
Question	Course			Department. (BUS)			Institution		
	Response Count	Mean	Standard Deviation	Response Count	Mean	Standard Deviation	Response Count	Mean	Standard Deviation
How effectively did out-of-class work (assignments, readings, practice, etc.) help you learn?	18	3.4	0.7	1405	3.3	0.8	6715	3.3	0.8

How available was the instructor to provide help when needed (in person, by email, office hours, etc.)?



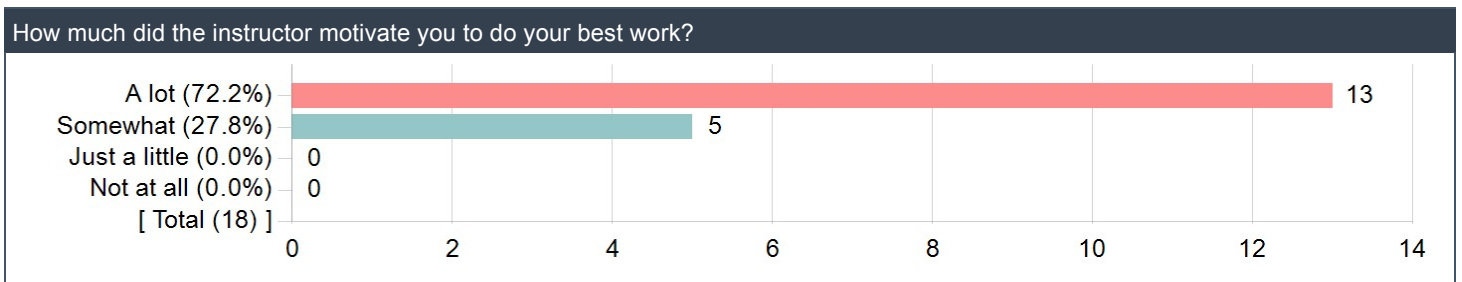
Question	Course			Department. (BUS)			Institution		
	Response Count	Mean	Standard Deviation	Response Count	Mean	Standard Deviation	Response Count	Mean	Standard Deviation
How available was the instructor to provide help when needed (in person, by email, office hours, etc.)?	18	3.8	0.4	3074	3.6	0.6	9182	3.6	0.7

How likely would you be to recommend this course with this instructor?



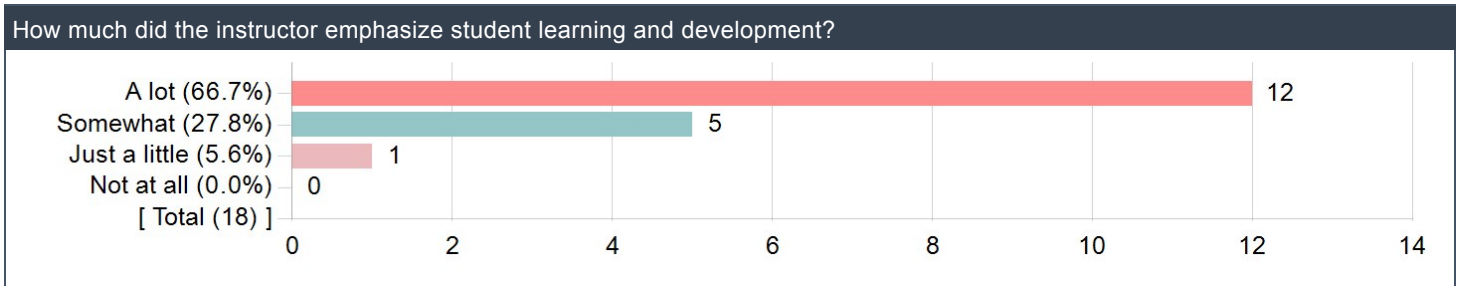
Question	Course			Department. (BUS)			Institution		
	Response Count	Mean	Standard Deviation	Response Count	Mean	Standard Deviation	Response Count	Mean	Standard Deviation
How likely would you be to recommend this course with this instructor?	18	3.6	0.6	3090	3.6	0.7	9196	3.5	0.8

How much did the instructor motivate you to do your best work?



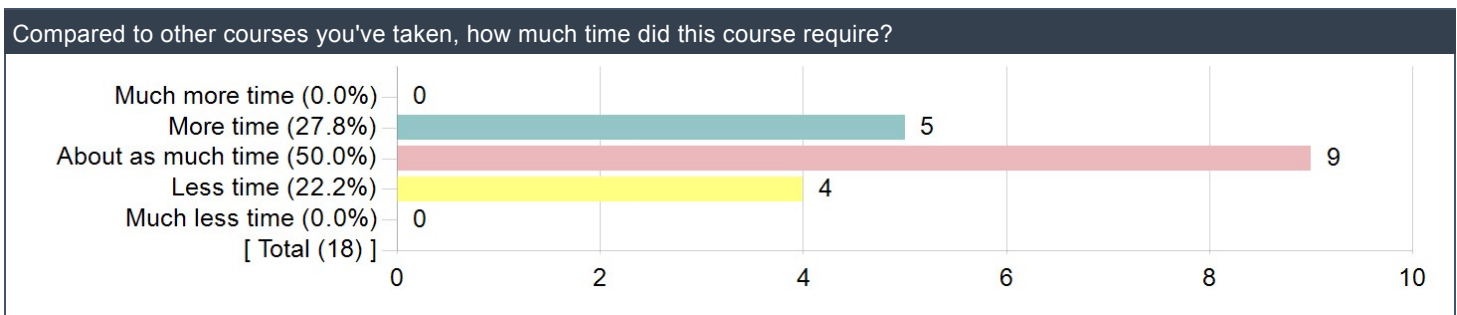
Question	Course			Department. (BUS)			Institution		
	Response Count	Mean	Standard Deviation	Response Count	Mean	Standard Deviation	Response Count	Mean	Standard Deviation
How much did the instructor motivate you to do your best work?	18	3.7	0.5	2839	3.7	0.6	8748	3.6	0.7

How much did the instructor emphasize student learning and development?



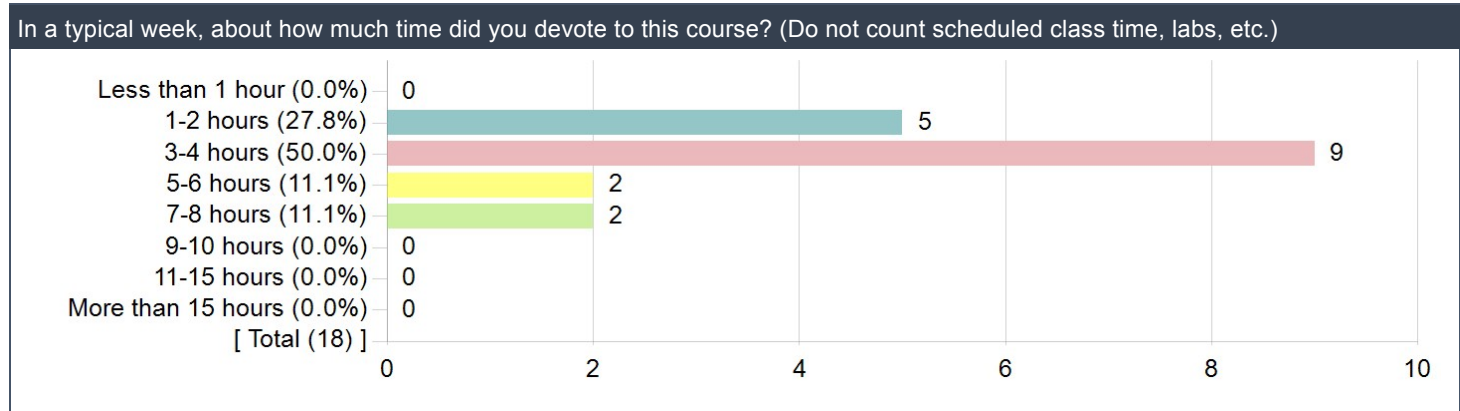
Question	Course			Department. (BUS)			Institution		
	Response Count	Mean	Standard Deviation	Response Count	Mean	Standard Deviation	Response Count	Mean	Standard Deviation
How much did the instructor emphasize student learning and development?	18	3.6	0.6	2857	3.8	0.5	8795	3.7	0.6

Compared to other courses you've taken, how much time did this course require?



Question	Course			Department. (BUS)			Institution		
	Response Count	Mean	Standard Deviation	Response Count	Mean	Standard Deviation	Response Count	Mean	Standard Deviation
Compared to other courses you've taken, how much time did this course require?	18	3.1	0.7	1366	3.4	1.0	6670	3.5	1.0

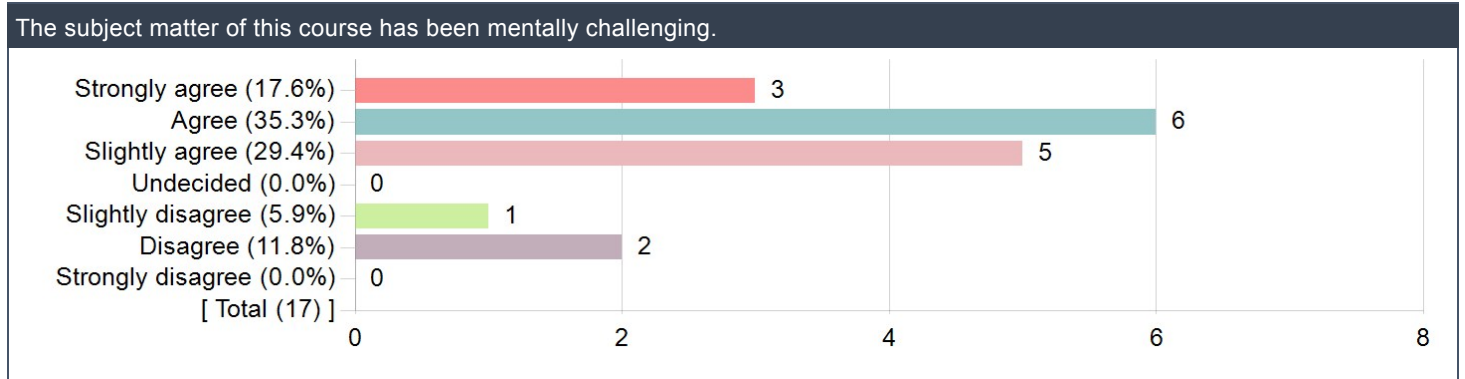
In a typical week, about how much time did you devote to this course? (Do not count scheduled class time, labs, etc.)



Question	Course			Department. (BUS)			Institution		
	Response Count	Mean	Standard Deviation	Response Count	Mean	Standard Deviation	Response Count	Mean	Standard Deviation
In a typical week, about how much time did you devote to this course? (Do not count scheduled class time, labs, etc.)	18	3.1	0.9	1375	3.7	1.5	6706	4.1	1.7

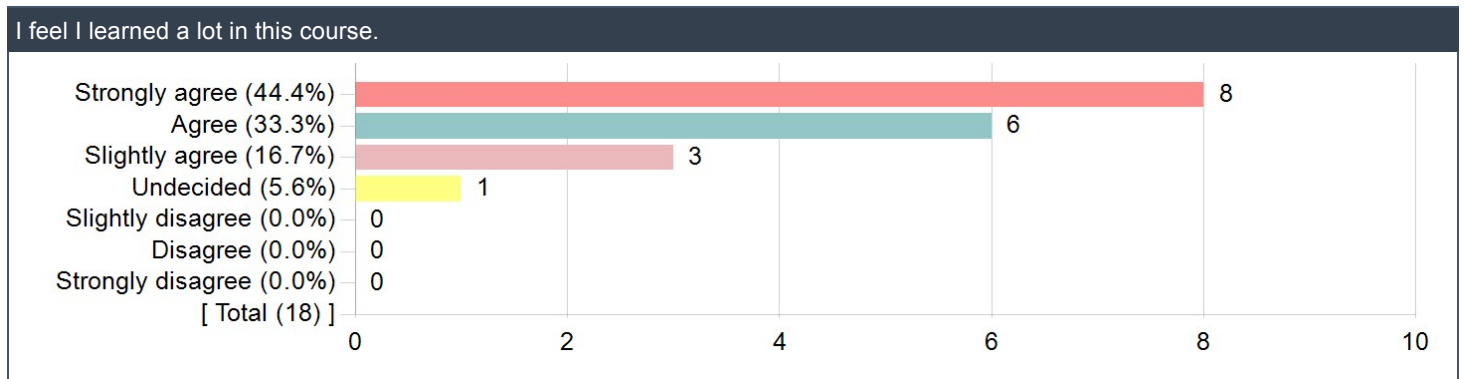
BUS Departmental Questions

The subject matter of this course has been mentally challenging.



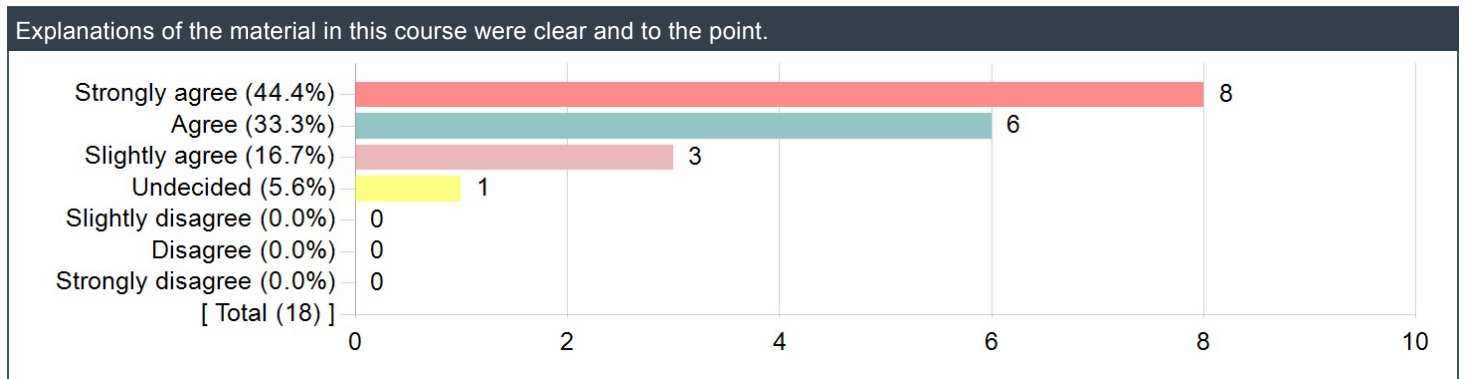
Question	Course			Department (BUS)		
	Response Count	Mean	Standard Deviation	Response Count	Mean	Standard Deviation
The subject matter of this course has been mentally challenging.	17	5.2	1.6	1335	5.5	1.5

I feel I learned a lot in this course.



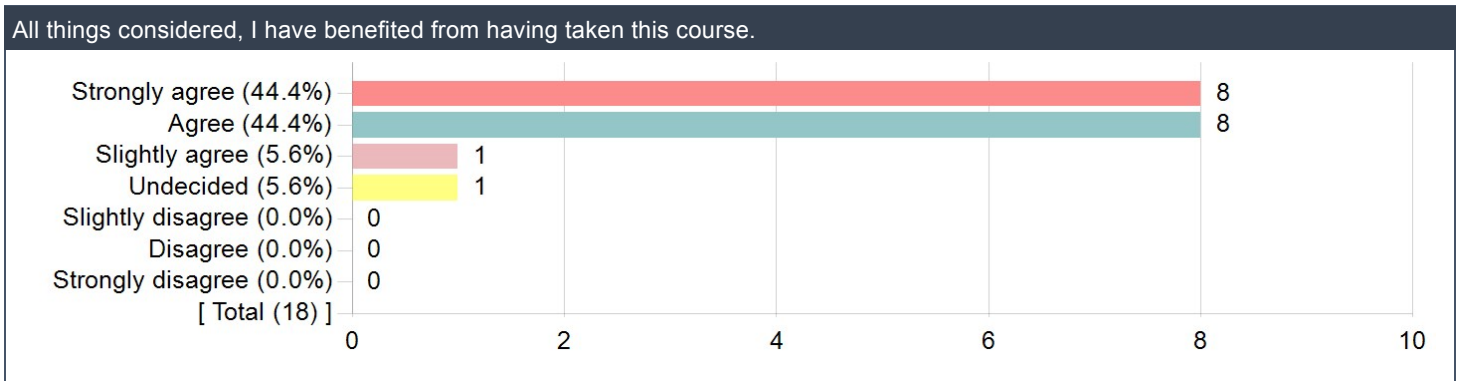
Question	Course			Department (BUS)		
	Response Count	Mean	Standard Deviation	Response Count	Mean	Standard Deviation
I feel I learned a lot in this course.	18	6.2	0.9	1360	6.1	1.1

Explanations of the material in this course were clear and to the point.



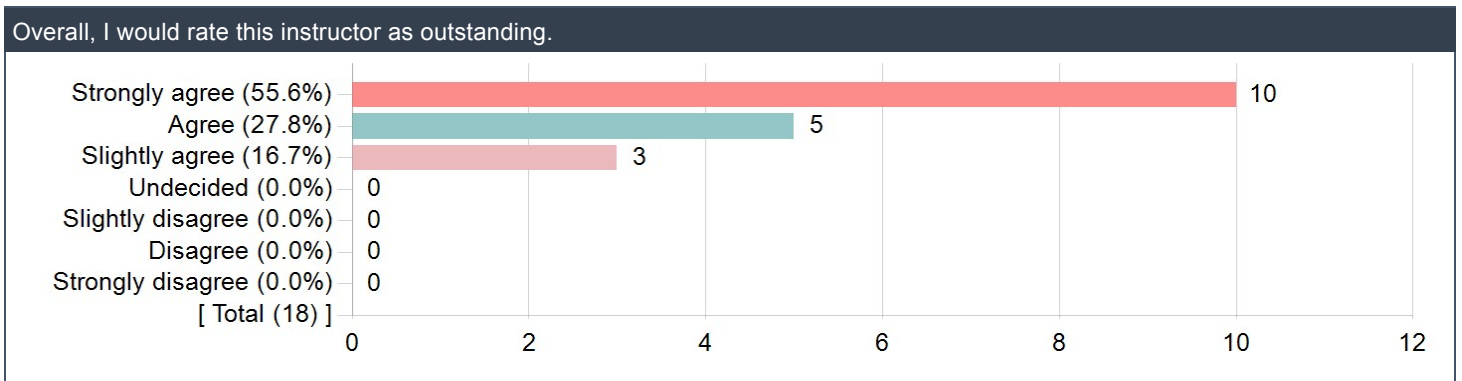
Question	Course			Department (BUS)		
	Response Count	Mean	Standard Deviation	Response Count	Mean	Standard Deviation
Explanations of the material in this course were clear and to the point.	18	6.2	0.9	1351	6.0	1.2

All things considered, I have benefited from having taken this course.



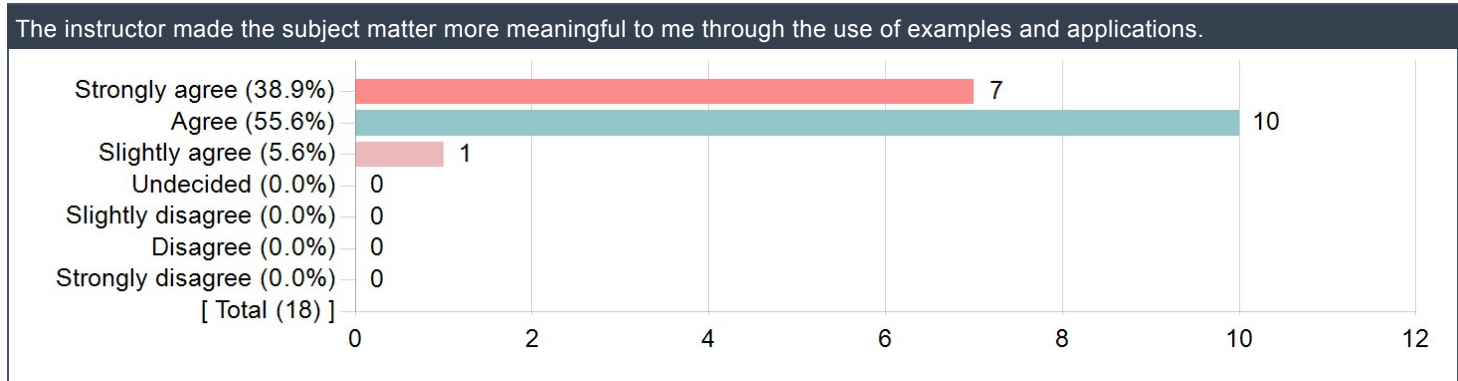
Question	Course			Department (BUS)		
	Response Count	Mean	Standard Deviation	Response Count	Mean	Standard Deviation
All things considered, I have benefited from having taken this course.	18	6.3	0.8	1352	6.3	1.1

Overall, I would rate this instructor as outstanding.



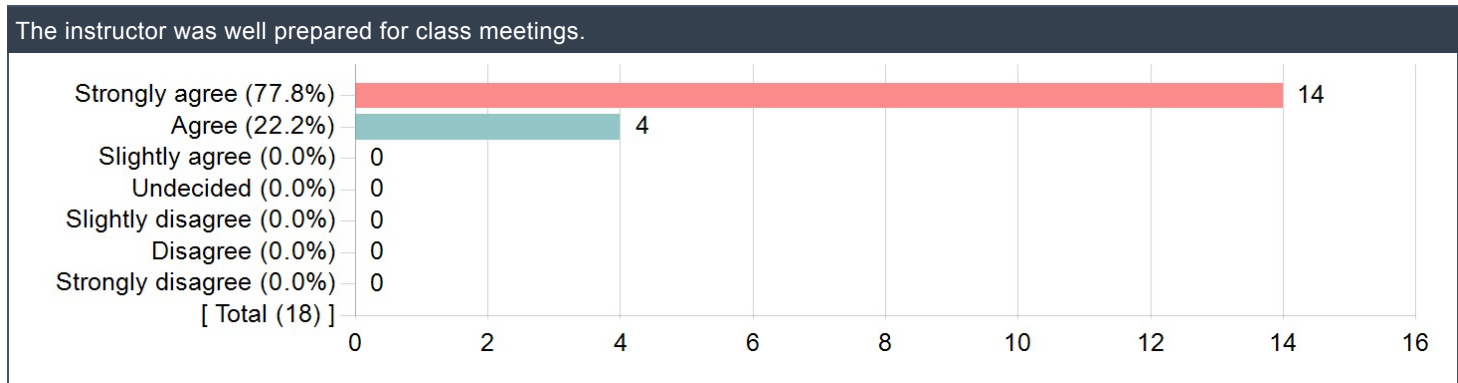
Question	Course			Department (BUS)		
	Response Count	Mean	Standard Deviation	Response Count	Mean	Standard Deviation
Overall, I would rate this instructor as outstanding.	18	6.4	0.8	2786	6.3	1.0

The instructor made the subject matter more meaningful to me through the use of examples and applications.



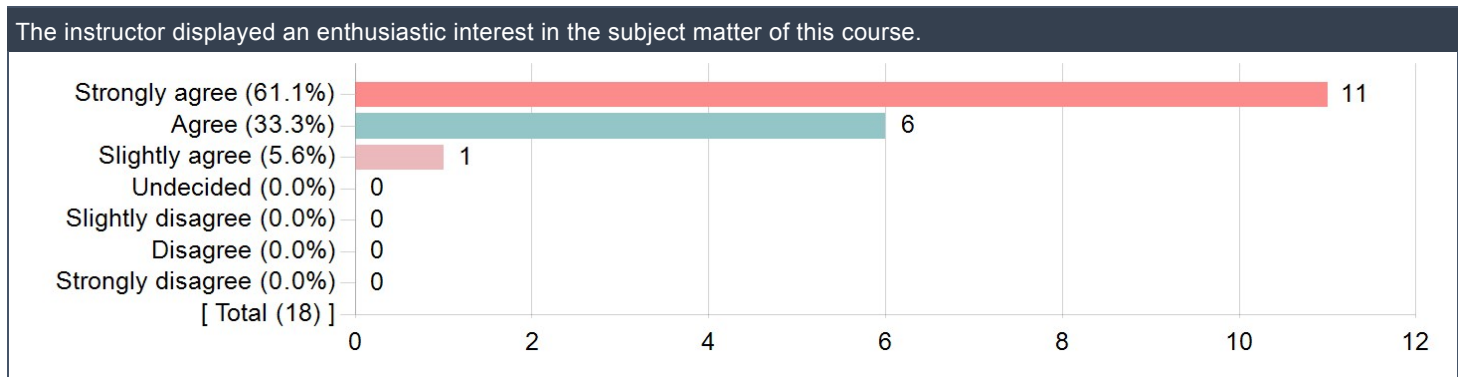
Question	Course			Department (BUS)		
	Response Count	Mean	Standard Deviation	Response Count	Mean	Standard Deviation
The instructor made the subject matter more meaningful to me through the use of examples and applications.	18	6.3	0.6	2649	6.4	0.9

The instructor was well prepared for class meetings.



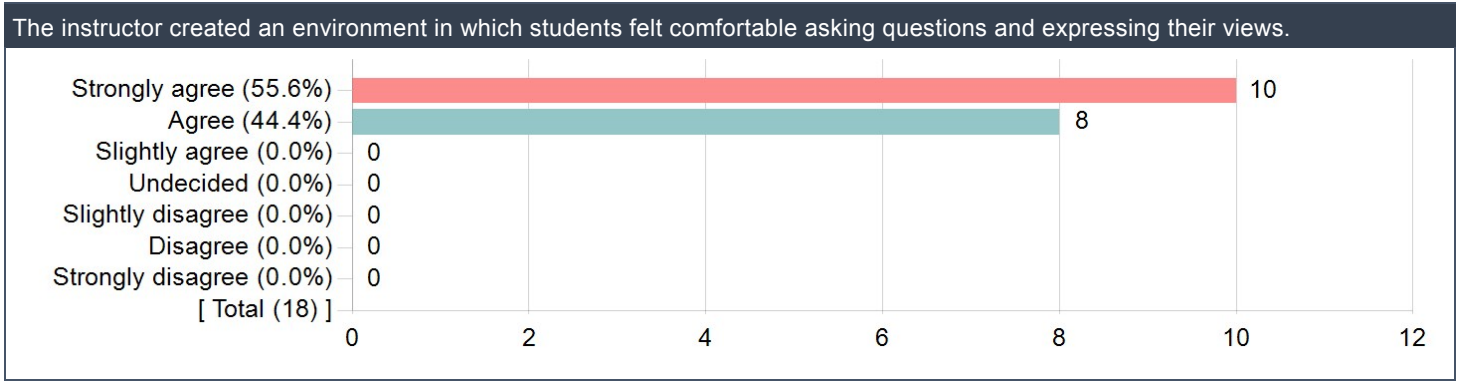
Question	Course			Department (BUS)		
	Response Count	Mean	Standard Deviation	Response Count	Mean	Standard Deviation
The instructor was well prepared for class meetings.	18	6.8	0.4	2659	6.5	0.8

The instructor displayed an enthusiastic interest in the subject matter of this course.



Question	Course			Department (BUS)		
	Response Count	Mean	Standard Deviation	Response Count	Mean	Standard Deviation
The instructor displayed an enthusiastic interest in the subject matter of this course.	18	6.6	0.6	2656	6.5	0.8

The instructor created an environment in which students felt comfortable asking questions and expressing their views.



Question	Course			Department (BUS)		
	Response Count	Mean	Standard Deviation	Response Count	Mean	Standard Deviation
The instructor created an environment in which students felt comfortable asking questions and expressing their views.	18	6.6	0.5	2662	6.5	0.9

BUS Open Ended Questions

What did you like most about this course and instructor?

Comments
I most liked the organization of the course. We always knew what was expected and when. The professor was also very understanding and everything was well planned out in the syllabus. I also really liked the cases and the way we presented.
I liked how Professor Lee was always so available and was also a very nice teacher who was always accessible when students needed him. I thoroughly enjoyed taking my class with Professor Lee and would recommend to anyone taking this course if available to take it with him.
I enjoyed writing the case reflections for this class. I think they apply the cases we had to read very well in an understandable way.
I really enjoyed the case studies. They were very interesting and provided a real life example to understand the course material.
I loved everything you did for this course. You are an amazing instructor and I really appreciate how nice you are as a person. Keep doing great things! You are one of the best professors I've had.
He was available and was always willing to answer questions.
He tried to answer every question we have for the class materials very effectively.
I really enjoyed reading the case studies. They were interesting and made me aware of issues that I wasn't as aware of prior to taking the course.
I honestly enjoyed doing the case reviews. I feel like through reading them I learned more about the do's and donts of business as well as effective strategies
He was enthusiastic.
Professor Lee was an open and encouraging professor. The course covered everything on the exam and clearly explained practice problems.
I liked most that the instructor was very accommodating and was always available to talk to students.
I liked how well the instructor taught the course in such a small window of time
I like how he was always willing and able to help students.
Hong was good at elaborating on talking points by putting them in to multiple contexts, making them easier to understand.

What did you like least about this course and instructor?

Comments
I least liked the groups and amount of time in breakout rooms. My group would hardly ever respond and we were just there in silence as we each created our own assignment.
N/A
NA
Nothing.
I have no complaints.
That we had 3 exams instead of just a midterm and final
Nothing
The economic graphs. I had a bit of trouble understanding them and how they worked. I wish we went over them a bit more but overall I have no complaints.
I didn't like the regular readings
Everyone kept their screen concealed, which made the whole class feel like the instructor is talking to a void.
There wasn't anything I disliked.
I liked least that there were 7 case discussion only given the 4 weeks. The discussions were crammed into the 4 week period, and it was a lot of work.
I thought the materials to prepare for exam 1 were a lot better than the materials received for exam 2.
I least liked the long lectures.
More homework assignments would help me learn better.